

**GRADE 3**



# **Phonics/Spelling**

## **PRACTICE BOOK**



**Macmillan/McGraw-Hill**



# Contents

## Unit I • Let's Learn

Teachers	Pretest . . . . .	1
<i>First Day Jitters</i>	Practice . . . . .	2
Short Vowels	Word Sort. . . . .	3
	Word Meaning . . . . .	4
	Proofreading . . . . .	5
	Posttest . . . . .	6
The Power of Books	Pretest . . . . .	7
<i>Amazing Grace</i>	Practice . . . . .	8
Final e	Word Sort. . . . .	9
	Word Meaning . . . . .	10
	Proofreading . . . . .	11
	Posttest . . . . .	12
Building Schools	Pretest . . . . .	13
<i>Time for Kids:</i>	Practice . . . . .	14
“Earth Smart”	Word Sort. . . . .	15
Long a	Word Meaning . . . . .	16
	Proofreading . . . . .	17
	Posttest . . . . .	18
Wolves	Pretest . . . . .	19
<i>Wolf!</i>	Practice . . . . .	20
Long o	Word Sort. . . . .	21
	Word Meaning . . . . .	22
	Proofreading . . . . .	23
	Posttest . . . . .	24
Special Places	Pretest . . . . .	25
<i>My Very Own Room</i>	Practice . . . . .	26
Long i	Word Sort. . . . .	27
	Word Meaning . . . . .	28
	Proofreading . . . . .	29
	Posttest . . . . .	30

## Unit 2 • Neighborhoods and Communities

Birth of a Town <i>Boom Town</i> Long e	Pretest . . . . .	31
	Practice . . . . .	32
	Word Sort. . . . .	33
	Word Meaning . . . . .	34
	Proofreading . . . . .	35
	Posttest . . . . .	36
Local Business <i>Home-Grown Butterflies</i> Silent Letters	Pretest . . . . .	37
	Practice . . . . .	38
	Word Sort. . . . .	39
	Word Meaning . . . . .	40
	Proofreading . . . . .	41
	Posttest . . . . .	42
Communities <i>Time for Kids:</i> “Go West!” Three-Letter Blends	Pretest . . . . .	43
	Practice . . . . .	44
	Word Sort. . . . .	45
	Word Meaning . . . . .	46
	Proofreading . . . . .	47
	Posttest . . . . .	48
Working Together <i>Here’s My Dollar</i> Digraphs	Pretest . . . . .	49
	Practice . . . . .	50
	Word Sort. . . . .	51
	Word Meaning . . . . .	52
	Proofreading . . . . .	53
	Posttest . . . . .	54
Building Homes <i>A Castle on Viola Street</i> Contractions	Pretest . . . . .	55
	Practice . . . . .	56
	Word Sort. . . . .	57
	Word Meaning . . . . .	58
	Proofreading . . . . .	59
	Posttest . . . . .	60

## Unit 3 • Express Yourself

Being a Writer <i>Author: A True Story</i> <b>r-Controlled Vowels</b> <i>er, ir, ur</i>	Pretest . . . . .	61
	Practice . . . . .	62
	Word Sort. . . . .	63
	Word Meaning . . . . .	64
	Proofreading . . . . .	65
	Posttest . . . . .	66
Keeping in Touch <i>Dear Juno</i> <b>r-Controlled Vowels ar, or</b>	Pretest . . . . .	67
	Practice . . . . .	68
	Word Sort. . . . .	69
	Word Meaning . . . . .	70
	Proofreading . . . . .	71
	Posttest . . . . .	72
Let's Communicate <i>Time for Kids:</i> <b>"Messaging Mania"</b> <b>Prefixes re-, un-, pre-,</b> <b>mis-</b>	Pretest . . . . .	73
	Practice . . . . .	74
	Word Sort. . . . .	75
	Word Meaning . . . . .	76
	Proofreading . . . . .	77
	Posttest . . . . .	78
Being an Artist <i>What Do Illustrators Do?</i> <b>Words with oi, oy</b>	Pretest . . . . .	79
	Practice . . . . .	80
	Word Sort. . . . .	81
	Word Meaning . . . . .	82
	Proofreading . . . . .	83
	Posttest . . . . .	84
My Art <i>The Jones Family</i> <b>Express</b> <b>Variant Vowels oo, u_e,</b> <b>ue, ew</b>	Pretest . . . . .	85
	Practice . . . . .	86
	Word Sort. . . . .	87
	Word Meaning . . . . .	88
	Proofreading . . . . .	89
	Posttest . . . . .	90

## Unit 4 • Our Teams

Working as One <i>Seven Spools of Thread</i> Words with <i>ou, ow</i>	Pretest . . . . . 91 Practice . . . . . 92 Word Sort . . . . . 93 Word Meaning . . . . . 94 Proofreading . . . . . 95 Posttest . . . . . 96
Unique Talents <i>Nacho and Lolita</i> Plural Words	Pretest . . . . . 97 Practice . . . . . 98 Word Sort . . . . . 99 Word Meaning . . . . . 100 Proofreading . . . . . 101 Posttest . . . . . 102
Community Teamwork <i>Time for Kids:</i> <i>“A Growing Interest”</i> Variant Vowels <i>au, aw,</i> <i>alt, alk, all, ough</i>	Pretest . . . . . 103 Practice . . . . . 104 Word Sort . . . . . 105 Word Meaning . . . . . 106 Proofreading . . . . . 107 Posttest . . . . . 108
Family Teams <i>Ramona and Her Father</i> Homophones	Pretest . . . . . 109 Practice . . . . . 110 Word Sort . . . . . 111 Word Meaning . . . . . 112 Proofreading . . . . . 113 Posttest . . . . . 114
Astronauts <i>Out of This World!</i> Words with Soft <i>c</i> and <i>g</i>	Pretest . . . . . 115 Practice . . . . . 116 Word Sort . . . . . 117 Word Meaning . . . . . 118 Proofreading . . . . . 119 Posttest . . . . . 120

## Unit 5 • Those Amazing Animals

Antarctic Life	Pretest . . . . .	121
<i>Penguin Chick</i>	Practice . . . . .	122
<b>Compound Words</b>	Word Sort. . . . .	123
	Word Meaning . . . . .	124
	Proofreading . . . . .	125
	Posttest . . . . .	126
Animal Homes	Pretest . . . . .	127
<i>Animal Homes</i>	Practice . . . . .	128
<b>Inflectional Endings y to i</b>	Word Sort. . . . .	129
	Word Meaning . . . . .	130
	Proofreading . . . . .	131
	Posttest . . . . .	132
Animals on the Move	Pretest . . . . .	133
<i>Time for Kids:</i>	Practice . . . . .	134
<i>“Call of the Wild”</i>	Word Sort. . . . .	135
<b>Closed Syllables</b>	Word Meaning . . . . .	136
	Proofreading . . . . .	137
	Posttest . . . . .	138
Unusual Animal Talents	Pretest . . . . .	139
<i>Wilbur’s Boast</i>	Practice . . . . .	140
<b>Inflectional Endings</b>	Word Sort. . . . .	141
	Word Meaning . . . . .	142
	Proofreading . . . . .	143
	Posttest . . . . .	144
Survival and Adaptation	Pretest . . . . .	145
<i>Unique Animals of</i>	Practice . . . . .	146
<i>the Southwest</i>	Word Sort. . . . .	147
<b>Open Syllables</b>	Word Meaning . . . . .	148
	Proofreading . . . . .	149
	Posttest . . . . .	150


## Unit 6 • Storytellers

Folktales	Pretest . . . . .	151
<b><i>Stone Soup</i></b>	Practice . . . . .	152
<b>Prefixes</b>	Word Sort. . . . .	153
	Word Meaning . . . . .	154
	Proofreading . . . . .	155
	Posttest . . . . .	156
Plays	Pretest . . . . .	157
<b><i>The Strongest One</i></b>	Practice . . . . .	158
<b>Final Stable Syllables</b>	Word Sort. . . . .	159
	Word Meaning . . . . .	160
	Proofreading . . . . .	161
	Posttest . . . . .	162
Trickster Tales	Pretest . . . . .	163
<b><i>Time for Kids:</i></b>	Practice . . . . .	164
<b>“Tales of the Trickster”</b>	Word Sort. . . . .	165
<b>Vowel Team Syllables</b>	Word Meaning . . . . .	166
	Proofreading . . . . .	167
	Posttest . . . . .	168
Our Stories	Pretest . . . . .	169
<b><i>Cook-a-Doodle-Do!</i></b>	Practice . . . . .	170
<b>r-Controlled Vowel</b>	Word Sort. . . . .	171
<b>Syllables</b>	Word Meaning . . . . .	172
	Proofreading . . . . .	173
	Posttest . . . . .	174
Tales of Long Ago	Pretest . . . . .	175
<b><i>One Riddle, One Answer</i></b>	Practice . . . . .	176
<b>Suffixes</b>	Word Sort. . . . .	177
	Word Meaning . . . . .	178
	Proofreading . . . . .	179
	Posttest . . . . .	180



Name \_\_\_\_\_

**Fold back the paper along the dotted line. Use the blanks to write each word as it is read aloud. When you finish the test, unfold the paper. Use the list at the right to correct any spelling mistakes.**



- 1. \_\_\_\_\_
- 2. \_\_\_\_\_
- 3. \_\_\_\_\_
- 4. \_\_\_\_\_
- 5. \_\_\_\_\_
- 6. \_\_\_\_\_
- 7. \_\_\_\_\_
- 8. \_\_\_\_\_
- 9. \_\_\_\_\_
- 10. \_\_\_\_\_
- 11. \_\_\_\_\_
- 12. \_\_\_\_\_
- 13. \_\_\_\_\_
- 14. \_\_\_\_\_
- 15. \_\_\_\_\_
- Review Words** 16. \_\_\_\_\_
- 17. \_\_\_\_\_
- 18. \_\_\_\_\_
- Challenge Words** 19. \_\_\_\_\_
- 20. \_\_\_\_\_

- 1. clap
- 2. step
- 3. sick
- 4. rock
- 5. luck
- 6. crop
- 7. snack
- 8. mess
- 9. head
- 10. shut
- 11. miss
- 12. stamp
- 13. jump
- 14. click
- 15. pond
- 16. cat
- 17. man
- 18. can
- 19. bathtub
- 20. anthill

Name \_\_\_\_\_

clap	rock	snack	shut	jump
step	luck	mess	miss	click
sick	crop	head	stamp	pond

**A. Circle the word in each row that rhymes with the word in dark type.**

<b>1. sock</b>	truck	rock	sick
<b>2. dress</b>	mess	dust	mast
<b>3. trap</b>	track	clam	clap
<b>4. bump</b>	jump	junk	bunch
<b>5. fed</b>	hid	head	hide
<b>6. pick</b>	sick	sock	dock
<b>7. ramp</b>	fan	sand	stamp
<b>8. back</b>	snap	sneak	snack
<b>9. top</b>	tip	crib	crop
<b>10. brick</b>	clock	click	cluck
<b>11. kiss</b>	miss	mist	mask
<b>12. cut</b>	shut	cat	sat
<b>13. duck</b>	dark	luck	lark
<b>14. pep</b>	pop	step	stop
<b>15. bond</b>	plod	plop	pond

**B. Write the words. Circle the letter that makes the short vowel sound.**

- |          |           |           |
|----------|-----------|-----------|
| 1. _____ | 6. _____  | 11. _____ |
| 2. _____ | 7. _____  | 12. _____ |
| 3. _____ | 8. _____  | 13. _____ |
| 4. _____ | 9. _____  | 14. _____ |
| 5. _____ | 10. _____ | 15. _____ |

Name \_\_\_\_\_

clap	rock	snack	shut	jump
step	luck	mess	miss	click
sick	crop	head	stamp	pond

**Write the spelling words that rhyme with the words below. Then circle the letter that spells the short vowel sound in each word.**

- |                |               |
|----------------|---------------|
| 1. block _____ | 4. cut _____  |
| 2. tuck _____  | 5. flap _____ |
| 3. bed _____   |               |

**Vowel Power**

**Write the spelling words that contain each short vowel sound below.**

**short *a***

6. \_\_\_\_\_  
7. \_\_\_\_\_  
8. \_\_\_\_\_

**short *o***

15. \_\_\_\_\_  
16. \_\_\_\_\_  
17. \_\_\_\_\_

**short *e***

9. \_\_\_\_\_  
10. \_\_\_\_\_  
11. \_\_\_\_\_

**short *u***

18. \_\_\_\_\_  
19. \_\_\_\_\_  
20. \_\_\_\_\_

**short *i***

12. \_\_\_\_\_  
13. \_\_\_\_\_  
14. \_\_\_\_\_

Name \_\_\_\_\_

clap	rock	snack	shut	jump
step	luck	mess	miss	click
sick	crop	head	stamp	pond

**What's the Word?****Complete each sentence with a spelling word.**

1. My sister makes a \_\_\_\_\_ when she packs for school.
2. Put a \_\_\_\_\_ on the letter before you send it.
3. I \_\_\_\_\_ my mom when I go to school.
4. After math class, it's time for a \_\_\_\_\_.
5. Ducks like to swim in a \_\_\_\_\_.
6. We \_\_\_\_\_ when the music ends.
7. I walk with my \_\_\_\_\_ held high.
8. Her shoes \_\_\_\_\_ on the floor when she walks.
9. The farmer grew a \_\_\_\_\_ of corn.
10. I don't like to \_\_\_\_\_ on cracks in the sidewalk.

**Define It!****Write the spelling words that have the same meaning as the words below.**

11. close \_\_\_\_\_
12. stone \_\_\_\_\_
13. ill \_\_\_\_\_
14. leap \_\_\_\_\_
15. chance \_\_\_\_\_

Name \_\_\_\_\_

**A. There are six spelling mistakes in the drama club flyer. Circle the misspelled words. Write the words correctly on the lines.**

Join the drama club! You can stepp up on stage and be a star! All of your friends are doing it, and now so can you.

When you join the drama club, you will enter a new world. You can pretend to be anything. Be a cat, and gump on a mouse. Be an old frog on a roc in the middle of a ponnd. The only limit is your imagination.

Everyone is scared at first, but the only way to get over your fears is to try. With any lukk, when you walk off the stage, the people watching will clapp until their hands hurt.

The drama club is a great way to make new friends. Come and find the actor inside you. Join us!

1. \_\_\_\_\_

4. \_\_\_\_\_

2. \_\_\_\_\_

5. \_\_\_\_\_

3. \_\_\_\_\_

6. \_\_\_\_\_

**Writing Activity****B. Write a postcard to an old friend describing your first day of school. Use at least four spelling words in your description.**


---



---



---



---



---



---



---



---

Name \_\_\_\_\_

Look at the words in each set below. One word in each set is spelled correctly. Look at Sample A. The letter next to the correctly spelled word in Sample A has been shaded in. Do Sample B yourself. Shade the letter of the word that is spelled correctly. When you are sure you know what to do, go on with the rest of the page.

## Sample A:

- Ⓐ lump
- Ⓑ lumpe
- Ⓒ lumpp
- Ⓓ luump

## Sample B:

- Ⓔ tacke
- Ⓕ taak
- Ⓖ tack
- Ⓗ takk

1. Ⓐ klap  
Ⓑ claap  
Ⓒ clap  
Ⓓ clapp

2. Ⓔ stepp  
Ⓕ step  
Ⓖ steap  
Ⓗ stap

3. Ⓐ sick  
Ⓑ siick  
Ⓒ sik  
Ⓓ syck

4. Ⓔ rawk  
Ⓕ roock  
Ⓖ rocke  
Ⓗ rock

5. Ⓐ lucke  
Ⓑ luck  
Ⓒ lucc  
Ⓓ luk

6. Ⓔ krop  
Ⓕ cropp  
Ⓖ crop  
Ⓗ crope

7. Ⓐ snaak  
Ⓑ snacc  
Ⓒ snack  
Ⓓ snac

8. Ⓔ messe  
Ⓕ mess  
Ⓖ meass  
Ⓗ mas

9. Ⓐ head  
Ⓑ haed  
Ⓒ hed  
Ⓓ heade

10. Ⓔ shut  
Ⓕ shutt  
Ⓖ schut  
Ⓗ schutt

11. Ⓐ miss  
Ⓑ mis  
Ⓒ myss  
Ⓓ mys

12. Ⓔ stemp  
Ⓕ stampe  
Ⓖ Stamp  
Ⓗ stamp


13. Ⓐ jump  
Ⓑ jumpe  
Ⓒ juump  
Ⓓ juumpe

14. Ⓔ cliek  
Ⓕ click  
Ⓖ clyck  
Ⓗ cliik

15. Ⓐ ponde  
Ⓑ pawnd  
Ⓒ paund  
Ⓓ pond

Name \_\_\_\_\_

**Fold back the paper along the dotted line. Use the blanks to write each word as it is read aloud. When you finish the test, unfold the paper. Use the list at the right to correct any spelling mistakes.**



1. \_\_\_\_\_
2. \_\_\_\_\_
3. \_\_\_\_\_
4. \_\_\_\_\_
5. \_\_\_\_\_
6. \_\_\_\_\_
7. \_\_\_\_\_
8. \_\_\_\_\_
9. \_\_\_\_\_
10. \_\_\_\_\_
11. \_\_\_\_\_
12. \_\_\_\_\_
13. \_\_\_\_\_
14. \_\_\_\_\_
15. \_\_\_\_\_
16. \_\_\_\_\_
17. \_\_\_\_\_
18. \_\_\_\_\_
19. \_\_\_\_\_
20. \_\_\_\_\_

1. date
2. fine
3. rose
4. lake
5. life
6. home
7. safe
8. rice
9. globe
10. plane
11. wise
12. smoke
13. grade
14. smile
15. come
16. clap
17. sick
18. crop
19. sneeze
20. escape

**Review Words**

**Challenge Words**

Name \_\_\_\_\_

Spelling:  
Final e

date	lake	safe	plane	grade
fine	life	rice	wise	smile
rose	home	globe	smoke	come

**Choose the spelling word that best completes the sentence.**

1. My favorite flower is a \_\_\_\_\_.
2. We have to fly in a \_\_\_\_\_ to visit my grandparents.
3. I make sure to put the \_\_\_\_\_ on the top of my letters.
4. Dave swims in the \_\_\_\_\_ every summer.
5. I looked at a \_\_\_\_\_ to see the country where my pen pal was from.
6. Jill saw \_\_\_\_\_ at the top of the house and knew there was a fire.
7. My favorite meal for dinner is \_\_\_\_\_ and chicken.
8. My younger sister is in the first \_\_\_\_\_.
9. I asked my uncle to \_\_\_\_\_ over to help me with my homework.
10. To live a long \_\_\_\_\_, you should exercise and eat healthy food.
11. I wrote my brother a letter to ask him when he was coming \_\_\_\_\_.
12. My grandfather tells me to always do my homework so I can be \_\_\_\_\_ when I grow up.
13. I \_\_\_\_\_ every time I see my new puppy.
14. To be \_\_\_\_\_ I look both ways when I cross the street.
15. I felt \_\_\_\_\_ after a lot of rest.



Name \_\_\_\_\_

Spelling:  
Final e

date	lake	safe	plane	grade
fine	life	rice	wise	smile
rose	home	globe	smoke	come

Write the spelling words that contain each long vowel sound below.

**long a**

1. \_\_\_\_\_
2. \_\_\_\_\_
3. \_\_\_\_\_
4. \_\_\_\_\_
5. \_\_\_\_\_

**long o**

11. \_\_\_\_\_
12. \_\_\_\_\_
13. \_\_\_\_\_
14. \_\_\_\_\_
15. \_\_\_\_\_

**long i**

6. \_\_\_\_\_
7. \_\_\_\_\_
8. \_\_\_\_\_
9. \_\_\_\_\_
10. \_\_\_\_\_

**Words with blends**

16. \_\_\_\_\_
17. \_\_\_\_\_
18. \_\_\_\_\_
19. \_\_\_\_\_
20. \_\_\_\_\_

Name \_\_\_\_\_

date	lake	safe	plane	grade
fine	life	rice	wise	smile
rose	home	globe	smoke	come

**A. It Takes Three****Write a spelling word that goes with the other two words.**

1. pond, sea, \_\_\_\_\_
2. world, Earth, \_\_\_\_\_
3. smart, clever, \_\_\_\_\_
4. tulip, daisy, \_\_\_\_\_

**B. What Does It Mean?****Write a spelling word that matches each clue below.**

5. The place where you live \_\_\_\_\_
6. The day of the year \_\_\_\_\_
7. Not a frown \_\_\_\_\_
8. Flying machine \_\_\_\_\_
9. Rises from a fire \_\_\_\_\_
10. Out of harm's way \_\_\_\_\_
11. A side dish \_\_\_\_\_
12. A class or year in school \_\_\_\_\_
13. Arrive \_\_\_\_\_
14. Feeling well \_\_\_\_\_
15. A person's time on Earth \_\_\_\_\_

Name \_\_\_\_\_

**A. There are five spelling mistakes in this letter. Circle the misspelled words. Write the words correctly on the lines below.**

Dear Aunt Mary,

I am back in Boston! Our plain ride was fun. It was cool to look out the window and see the mountains and clouds. I even saw the layk when we were taking off! The people in those little cars had no idea I was watching them. It was great!

It was great to visit you, but I'm glad to be hoom, saif and sound. We must make sure to talk often. I will try to write you as many letters as I can. Please com and see us soon.

Love,  
Margaret

1. \_\_\_\_\_

4. \_\_\_\_\_

2. \_\_\_\_\_

5. \_\_\_\_\_

3. \_\_\_\_\_

**B. Writing Activity**

**Write a letter to your friend describing a trip you would like to take. Use at least three spelling words in your description.**

---



---



---



---



---



---

Name \_\_\_\_\_

Spelling:  
Final e

Look at the words in each set below. One word in each set is spelled correctly. Look at Sample A. The letter next to the correctly spelled word in Sample A has been shaded in. Do Sample B yourself. Shade the letter of the word that is spelled correctly. When you are sure you know what to do, go on with the rest of the page.

## Sample A:

- Ⓐ gayt
- Ⓑ gate
- Ⓒ gaat
- Ⓓ gat

## Sample B:

- Ⓔ niec
- Ⓕ nice
- Ⓖ nyce
- Ⓗ naice

1. Ⓐ date  
Ⓑ dayt  
Ⓒ dait  
Ⓓ dayte

6. Ⓔ hoam  
Ⓕ home  
Ⓖ howme  
Ⓗ haum

11. Ⓐ wyse  
Ⓑ wise  
Ⓒ waise  
Ⓓ wize

2. Ⓔ fien  
Ⓕ fyn  
Ⓖ fine  
Ⓗ faine

7. Ⓐ saife  
Ⓑ saif  
Ⓒ seyfe  
Ⓓ safe

12. Ⓔ smoak  
Ⓕ smok  
Ⓖ smoake  
Ⓗ smoke

3. Ⓐ rose  
Ⓑ roze  
Ⓒ roase  
Ⓓ roaze

8. Ⓔ ric  
Ⓕ riis  
Ⓖ rice  
Ⓗ ryce

13. Ⓐ grayd  
Ⓑ grade  
Ⓒ graid  
Ⓓ graed

4. Ⓔ lake  
Ⓕ lacke  
Ⓖ layk  
Ⓗ laike

9. Ⓐ gloob  
Ⓑ gloab  
Ⓒ globe  
Ⓓ gloabe

14. Ⓔ smyle  
Ⓕ smiyel  
Ⓖ smayle  
Ⓗ smile


5. Ⓐ leyf  
Ⓑ lyfe  
Ⓒ life  
Ⓓ lyf

10. Ⓔ playn  
Ⓕ plaen  
Ⓖ plaine  
Ⓗ plane

15. Ⓐ come  
Ⓑ kome  
Ⓒ coome  
Ⓓ coam

Name \_\_\_\_\_

**Fold back the paper along the dotted line. Use the blanks to write each word as it is read aloud. When you finish the test, unfold the paper. Use the list at the right to correct any spelling mistakes.**



1. \_\_\_\_\_
2. \_\_\_\_\_
3. \_\_\_\_\_
4. \_\_\_\_\_
5. \_\_\_\_\_
6. \_\_\_\_\_
7. \_\_\_\_\_
8. \_\_\_\_\_
9. \_\_\_\_\_
10. \_\_\_\_\_
11. \_\_\_\_\_
12. \_\_\_\_\_
13. \_\_\_\_\_
14. \_\_\_\_\_
15. \_\_\_\_\_
- Review Words** 16. \_\_\_\_\_
17. \_\_\_\_\_
18. \_\_\_\_\_
- Challenge Words** 19. \_\_\_\_\_
20. \_\_\_\_\_

1. fail
2. bay
3. pail
4. ray
5. plain
6. tray
7. trail
8. may
9. braid
10. sway
11. gray
12. plays
13. paint
14. snail
15. great
16. safe
17. rice
18. globe
19. lady
20. afraid

Name \_\_\_\_\_

**Spelling:**  
Long *a*

fail	ray	trail	sway	paint
bay	plain	may	gray	snail
pail	tray	braid	plays	great

**Find and Circle**

**Circle the spelling words. Then write the words below.**

P	L	A	I	N	M	P	L	A	Y	S	O	E	H
A	B	R	A	I	D	A	G	R	E	A	T	S	F
I	A	T	S	K	C	I	R	A	Y	A	R	U	A
N	Y	S	N	A	I	L	A	N	P	M	A	Y	I
T	R	A	I	L	D	J	Y	S	W	A	Y	V	L

- |          |           |           |
|----------|-----------|-----------|
| 1. _____ | 6. _____  | 11. _____ |
| 2. _____ | 7. _____  | 12. _____ |
| 3. _____ | 8. _____  | 13. _____ |
| 4. _____ | 9. _____  | 14. _____ |
| 5. _____ | 10. _____ | 15. _____ |

Name \_\_\_\_\_

fail	ray	trail	sway	paint
bay	plain	may	gray	snail
pail	tray	braid	plays	great

**A. Write the spelling words that contain the matching spelling of the long *a* sound.**

**long *a* spelled *ai***

1. \_\_\_\_\_
2. \_\_\_\_\_
3. \_\_\_\_\_
4. \_\_\_\_\_
5. \_\_\_\_\_
6. \_\_\_\_\_
7. \_\_\_\_\_

**long *a* spelled *ay***

9. \_\_\_\_\_
10. \_\_\_\_\_
11. \_\_\_\_\_
12. \_\_\_\_\_
13. \_\_\_\_\_
14. \_\_\_\_\_
15. \_\_\_\_\_

**long *a* spelled *ea***

8. \_\_\_\_\_

**B. Words Within Words**

**Add one letter to the word to create a spelling word.**

16. \_\_\_\_\_ + ray = \_\_\_\_\_ or \_\_\_\_\_
17. \_\_\_\_\_ + nail = \_\_\_\_\_
18. \_\_\_\_\_ + way = \_\_\_\_\_
19. \_\_\_\_\_ + lays = \_\_\_\_\_

Name \_\_\_\_\_

Spelling:  
Long *a*

fail	ray	trail	sway	paint
bay	plain	may	gray	snail
pail	tray	braid	plays	great

**It Takes Three****Write a spelling word that goes with the other two words.**

- dish, plate, \_\_\_\_\_
- pond, lake, \_\_\_\_\_
- path, road, \_\_\_\_\_

**What Does It Mean?****Write a spelling word that matches each clue below.**

- Very good \_\_\_\_\_
- Simple \_\_\_\_\_
- A beam of light \_\_\_\_\_
- Dull and gloomy \_\_\_\_\_
- An animal that moves slowly \_\_\_\_\_
- A bucket \_\_\_\_\_
- What a kitten does with yarn \_\_\_\_\_

**Past Tense****To form the past tense of a verb you usually add *-ed*. Put these words in the past tense:**

- |                 |                |
|-----------------|----------------|
| 11. braid _____ | 13. sway _____ |
| 12. paint _____ | 14. fail _____ |



Name \_\_\_\_\_

**A. There are eight spelling mistakes in this paragraph. Circle the misspelled words. Write the words correctly on the lines below.**

Every Mai I visit my grandma. She moved near the bae two years ago, but it already feels like home. It is a fun place to live. I always bring my payl and I fill it with sand and sometimes a snale gets in there. We sometimes have visitors. On nice days the seagulls fly over her house. I throw them bread crumbs and give them names.

My grandma plase lots of card games with me. She also teaches me a few card tricks. Sometimes we peant pictures of the trees in her yard.

After dinners we take walks on a trayl by the water. The sky is gray, the air is cool, and the sounds of the bay fill the night.

It is grait to visit grandma.

1. \_\_\_\_\_

5. \_\_\_\_\_

2. \_\_\_\_\_

6. \_\_\_\_\_

3. \_\_\_\_\_

7. \_\_\_\_\_

4. \_\_\_\_\_

8. \_\_\_\_\_

**B. Writing Activity**

**Write about a place you like to visit. Use at least three spelling words in your description.**

---



---



---



---



---



---

Name \_\_\_\_\_

Spelling:  
Long *a*

Look at the words in each set below. One word in each set is spelled correctly. Look at Sample A. The letter next to the correctly spelled word in Sample A has been shaded in. Do Sample B yourself. Shade the letter of the word that is spelled correctly. When you are sure you know what to do, go on with the rest of the page.

## Sample A:

- Ⓐ clai
- Ⓑ clae
- Ⓒ claa
- Ⓓ clay

## Sample B:

- Ⓔ mayl
- Ⓕ mail
- Ⓖ mael
- Ⓗ mayle

1. Ⓐ fayle  
Ⓑ fayl  
Ⓒ fail  
Ⓓ fale

2. Ⓔ bey  
Ⓕ baye  
Ⓖ bai  
Ⓗ bay

3. Ⓐ payle  
Ⓑ payl  
Ⓒ pail  
Ⓓ paile

4. Ⓔ rai  
Ⓕ ray  
Ⓖ raye  
Ⓗ raie

5. Ⓐ plian  
Ⓑ plain  
Ⓒ plaen  
Ⓓ playn

6. Ⓔ trai  
Ⓕ tray  
Ⓖ traye  
Ⓗ trae

7. Ⓐ trail  
Ⓑ trayl  
Ⓒ trayle  
Ⓓ treil

8. Ⓔ mai  
Ⓕ maye  
Ⓖ mey  
Ⓗ may

9. Ⓐ brade  
Ⓑ brayd  
Ⓒ brayde  
Ⓓ braid

10. Ⓔ sway  
Ⓕ swaye  
Ⓖ swaie  
Ⓗ swai

11. Ⓐ grae  
Ⓑ grai  
Ⓒ graye  
Ⓓ gray

12. Ⓔ plaiz  
Ⓕ plays  
Ⓖ playz  
Ⓗ plaes


13. Ⓐ paint  
Ⓑ pante  
Ⓒ paynt  
Ⓓ paynte

14. Ⓔ snale  
Ⓕ snail  
Ⓖ snaile  
Ⓗ snayle

15. Ⓐ great  
Ⓑ grayt  
Ⓒ grait  
Ⓓ graite

Name \_\_\_\_\_

**Fold back the paper along the dotted line. Use the blanks to write each word as it is read aloud. When you finish the test, unfold the paper. Use the list at the right to correct any spelling mistakes.**



- |                                  |             |
|----------------------------------|-------------|
| 1. _____                         | 1. gold     |
| 2. _____                         | 2. bowl     |
| 3. _____                         | 3. soak     |
| 4. _____                         | 4. sold     |
| 5. _____                         | 5. snow     |
| 6. _____                         | 6. loaf     |
| 7. _____                         | 7. roast    |
| 8. _____                         | 8. coast    |
| 9. _____                         | 9. scold    |
| 10. _____                        | 10. coal    |
| 11. _____                        | 11. slow    |
| 12. _____                        | 12. grows   |
| 13. _____                        | 13. show    |
| 14. _____                        | 14. float   |
| 15. _____                        | 15. blow    |
| <b>Review Words</b> 16. _____    | 16. snail   |
| 17. _____                        | 17. plain   |
| 18. _____                        | 18. gray    |
| <b>Challenge Words</b> 19. _____ | 19. window  |
| 20. _____                        | 20. program |

Name \_\_\_\_\_

Spelling:  
Long o

gold	sold	roast	coal	show
bowl	snow	coast	slow	float
soak	loaf	scold	grows	blow

**A. Fill in the missing letters to create a spelling word.**

- |                  |                |
|------------------|----------------|
| 1. s h _____     | 9. s _____ l d |
| 2. r _____ s t   | 10. b _____ l  |
| 3. s c _____ l d | 11. c _____ l  |
| 4. b l _____     | 12. s l _____  |
| 5. f l _____ t   | 13. l _____ f  |
| 6. g _____ l d   | 14. s n _____  |
| 7. g r _____ s   | 15. s _____ k  |
| 8. c _____ s t   |                |

**B. Choose the spelling word that best completes the sentence.**

- The boat will \_\_\_\_\_ on the lake.
- \_\_\_\_\_ fell all night and covered the ground.
- I like to have a \_\_\_\_\_ of ice cream for dessert.

Name \_\_\_\_\_

gold	sold	roast	coal	show
bowl	snow	coast	slow	float
soak	loaf	scold	grows	blow

**Write the spelling words that contain the matching spelling of the long *o* sound.**

**long *o* spelled *ow***

1. \_\_\_\_\_
2. \_\_\_\_\_
3. \_\_\_\_\_
4. \_\_\_\_\_
5. \_\_\_\_\_
6. \_\_\_\_\_

**long *o* spelled *oa***

10. \_\_\_\_\_
11. \_\_\_\_\_
12. \_\_\_\_\_
13. \_\_\_\_\_
14. \_\_\_\_\_
15. \_\_\_\_\_

**long *o* spelled *o***

7. \_\_\_\_\_
8. \_\_\_\_\_
9. \_\_\_\_\_

**Words Within Words**

**Write a spelling word that contains the small word.**

16. old \_\_\_\_\_
17. oak \_\_\_\_\_
18. cold \_\_\_\_\_
19. oat \_\_\_\_\_
20. low \_\_\_\_\_

Name \_\_\_\_\_

Spelling:  
Long o

gold	sold	roast	coal	show
bowl	snow	coast	slow	float
soak	loaf	scold	grows	blow

**Words in Sentences****Write a spelling word to complete each sentence.**

- I had a \_\_\_\_\_ of soup for lunch.
- We bought a \_\_\_\_\_ of bread at the store.
- A penguin chick hatches and \_\_\_\_\_ up.
- Pieces of ice \_\_\_\_\_ on top of the water.
- Mark had to \_\_\_\_\_ his dog for digging up the flowers.
- The ground in Antarctica is covered in \_\_\_\_\_.
- They used to heat houses with \_\_\_\_\_.
- I brought my cat to school for \_\_\_\_\_ and tell.
- There were many \_\_\_\_\_ necklaces in the window of the store.
- The girls \_\_\_\_\_ cookies outside the store.
- On her birthday, Maggie will \_\_\_\_\_ out the candles on her cake.
- We had to \_\_\_\_\_ the sponges in water.

**Opposite****Write the spelling word that is opposite in meaning to the word below.**

- |                |                  |
|----------------|------------------|
| 13. fast _____ | 15. sink _____   |
| 14. hide _____ | 16. praise _____ |

Name \_\_\_\_\_

Spelling:  
Long o

**A. There are seven spelling mistakes in this postcard. Circle the misspelled words. Write the words correctly on the lines below.**

Dear Paula,

I told you I would send you a postcard! You sure do need to come here next summer. We had so much fun on our family vacation. We would sit on beaches that had sand the color of solid golde. The other penguins and I would play on the beach, flowte in the water, and soke up the sun. At night we would stay up late to listen to the singing of the whales while eating a big boal of ice cream.

I am sad that we have to leave the coste in a few days and go home to Antarctica. I hope there isn't too much sno at home. I will shoe you pictures when I get home.

See you soon,  
Peter

1. \_\_\_\_\_

5. \_\_\_\_\_

2. \_\_\_\_\_

6. \_\_\_\_\_

3. \_\_\_\_\_

7. \_\_\_\_\_

4. \_\_\_\_\_

### Writing Activity

**B. Write about what you like to do on a cold or snowy day. Use at least three spelling words in your description.**

---



---



---



---



---

Name \_\_\_\_\_

Spelling:  
Long *o*

Look at the words in each set below. One word in each set is spelled correctly. Look at Sample A. The letter next to the correctly spelled word in Sample A has been shaded in. Do Sample B yourself. Shade the letter of the word that is spelled correctly. When you are sure you know what to do, go on with the rest of the page.

## Sample A:

- Ⓐ roa
- Ⓑ row
- Ⓒ roaw
- Ⓓ rowe

## Sample B:

- Ⓔ rowd
- Ⓕ rowde
- Ⓖ roade
- Ⓗ road

1. Ⓐ gowld  
Ⓑ golde  
Ⓒ gold  
Ⓓ goald

2. Ⓔ bolle  
Ⓕ boal  
Ⓖ boale  
Ⓗ bowl

3. Ⓐ soke  
Ⓑ sowk  
Ⓒ soak  
Ⓓ soake

4. Ⓔ sowld  
Ⓕ sold  
Ⓖ soald  
Ⓗ solde

5. Ⓐ snow  
Ⓑ snowe  
Ⓒ snoe  
Ⓓ snoa

6. Ⓔ lofe  
Ⓕ loaf  
Ⓖ loafe  
Ⓗ lowf

7. Ⓐ roast  
Ⓑ roste  
Ⓒ rowst  
Ⓓ rost

8. Ⓔ cowst  
Ⓕ coast  
Ⓖ coste  
Ⓗ coaste

9. Ⓐ scold  
Ⓑ scowld  
Ⓒ scoald  
Ⓓ scolde

10. Ⓔ coale  
Ⓕ caol  
Ⓖ cole  
Ⓗ coal

11. Ⓐ slow  
Ⓑ sloew  
Ⓒ slowe  
Ⓓ sloaw

12. Ⓔ grows  
Ⓕ groaws  
Ⓖ groze  
Ⓗ groaz

13. Ⓐ show  
Ⓑ shoew  
Ⓒ shoaw  
Ⓓ showe


14. Ⓔ floet  
Ⓕ flote  
Ⓖ float  
Ⓗ flowt

15. Ⓐ bloa  
Ⓑ bloae  
Ⓒ blowe  
Ⓓ blow



Name \_\_\_\_\_

**Fold back the paper along the dotted line. Use the blanks to write each word as it is read aloud. When you finish the test, unfold the paper. Use the list at the right to correct any spelling mistakes.**




- |                                  |              |
|----------------------------------|--------------|
| 1. _____                         | 1. mild      |
| 2. _____                         | 2. sky       |
| 3. _____                         | 3. pie       |
| 4. _____                         | 4. might     |
| 5. _____                         | 5. find      |
| 6. _____                         | 6. fight     |
| 7. _____                         | 7. tied      |
| 8. _____                         | 8. right     |
| 9. _____                         | 9. fry       |
| 10. _____                        | 10. tight    |
| 11. _____                        | 11. child    |
| 12. _____                        | 12. flight   |
| 13. _____                        | 13. bright   |
| 14. _____                        | 14. buy      |
| 15. _____                        | 15. dye      |
| <b>Review Words</b> 16. _____    | 16. soak     |
| 17. _____                        | 17. bowl     |
| 18. _____                        | 18. gold     |
| <b>Challenge Words</b> 19. _____ | 19. wind     |
| 20. _____                        | 20. children |

Name \_\_\_\_\_

mild	might	tied	tight	bright
sky	find	right	child	buy
pie	fight	fry	flight	dye

**Crossword Puzzle**

Read the clues. Then use the spelling words to complete the sentences.



**ACROSS**

1. The flavor is very \_\_\_\_\_.
2. The plane \_\_\_\_\_ was long.
4. I \_\_\_\_\_ milk for my new kitten.
5. The pants were too \_\_\_\_\_.
6. David \_\_\_\_\_ his shoes.
8. I cannot \_\_\_\_\_ my winter coat.
9. My answer was \_\_\_\_\_.
10. She uses \_\_\_\_\_ to color her hair.

**DOWN**

1. He closed the door with all his \_\_\_\_\_.
2. Let's \_\_\_\_\_ fish for dinner.
3. The \_\_\_\_\_ missed his mother.
4. The sun is very \_\_\_\_\_.
7. We ate apple \_\_\_\_\_.
8. The two angry dogs got into a \_\_\_\_\_.

Name \_\_\_\_\_

mild	might	tied	tight	bright
sky	find	right	child	buy
pie	fight	fry	flight	dye

Write the spelling words that contain the matching spelling of the long *i* sound.

long *i* spelled *ie*

1. \_\_\_\_\_
2. \_\_\_\_\_

long *i* spelled *igh*

3. \_\_\_\_\_
4. \_\_\_\_\_
5. \_\_\_\_\_
6. \_\_\_\_\_
7. \_\_\_\_\_
8. \_\_\_\_\_

long *i* spelled *y*

9. \_\_\_\_\_
10. \_\_\_\_\_
11. \_\_\_\_\_
12. \_\_\_\_\_

long *i* spelled *i*

13. \_\_\_\_\_
14. \_\_\_\_\_
15. \_\_\_\_\_

Name \_\_\_\_\_

Spelling:  
Long *i*

mild	might	tied	tight	bright
sky	find	right	child	buy
pie	fight	fry	flight	dye

**Analogies**

An **analogy** is a statement that compares sets of words that are alike in some way: *Night* is to *day* as *black* is to *white*. This analogy points out that *night* and *day* are opposite in the same way that *black* and *white* are opposite.

**Use the spelling words to complete the analogies below.**

1. *Hot* is to *cold* as *spicy* is to \_\_\_\_\_.
2. *Cook* is to *eat* as *look* is to \_\_\_\_\_.
3. *High* is to *low* as *wrong* is to \_\_\_\_\_.
4. *Good* is to *bad* as *sell* is to \_\_\_\_\_.
5. *Cow* is to *calf* as *mother* is to \_\_\_\_\_.

**In the Dictionary**

Many dictionary entries have sample sentences that show how the word can be used.

**Complete each sample sentence with a spelling word.**

6. The cook baked a peach \_\_\_\_\_.
7. The car's lights were very \_\_\_\_\_.
8. Birds fly in the \_\_\_\_\_.
9. I \_\_\_\_\_ come to the party late.
10. You use \_\_\_\_\_ to change the color of cloth.

Name \_\_\_\_\_

**A. There are seven spelling mistakes in these paragraphs. Circle the misspelled words. Write the words correctly on the lines below.**

“Mom, can I leave yet?” yelled Lisa. Tomorrow was Lisa’s birthday and she was getting a new puppy. She loved to go to the pet store and look at the puppy she had picked out.

“Have you finished your dinner and had a piece of pye?” asked Lisa’s mother.

“Yes, Mom,” replied Lisa.

“Alright, you can go but you myght not be able to see your puppy because the store is closed,” said Lisa’s mother.

Lisa didn’t even hear her mother because she ran rieht out the door to see her puppy.

Lisa skipped down the street, thinking about her new puppy and how happy she was that she could fynde a puppy she liked. When she got to the store she peeked in the window, and there he was playing in his wire cage. The store was closed and the lights were off but she could see his eyes that were as brit as the blue skigh. He had brown fur and his tail was all black. She had the green leash picked out and couldn’t wait to bie it. This was the best birthday ever!

- |          |          |          |
|----------|----------|----------|
| 1. _____ | 4. _____ | 7. _____ |
| 2. _____ | 5. _____ |          |
| 3. _____ | 6. _____ |          |

**Writing Activity**

**B. Write about something you can’t wait to happen. Use at least three spelling words in your description.**

---



---



---

Name \_\_\_\_\_

Spelling:  
Long *i*

Look at the words in each set below. One word in each set is spelled correctly. Look at Sample A. The letter next to the correctly spelled word in Sample A has been shaded in. Do Sample B yourself. Shade the letter of the word that is spelled correctly. When you are sure you know what to do, go on with the rest of the page.

## Sample A:

- Ⓐ cind
- Ⓑ kind
- Ⓒ kynd
- Ⓓ kynd

## Sample B:

- Ⓔ light
- Ⓕ lyte
- Ⓖ liet
- Ⓗ lyght

1. Ⓐ mild  
Ⓑ myld  
Ⓒ mighld  
Ⓓ mield

6. Ⓔ fite  
Ⓕ fyte  
Ⓖ fight  
Ⓗ fight

11. Ⓐ chyld  
Ⓑ child  
Ⓒ childe  
Ⓓ chylde

2. Ⓔ skie  
Ⓕ sky  
Ⓖ skye  
Ⓗ skigh

7. Ⓐ tyde  
Ⓑ tighd  
Ⓒ tiyed  
Ⓓ tied

12. Ⓔ flyte  
Ⓕ fliet  
Ⓖ flight  
Ⓗ flite

3. Ⓐ pye  
Ⓑ pigh  
Ⓒ py  
Ⓓ pie

8. Ⓔ ryte  
Ⓕ riyt  
Ⓖ right  
Ⓗ right

13. Ⓐ bryte  
Ⓑ bryt  
Ⓒ bryght  
Ⓓ bright

4. Ⓔ might  
Ⓕ myte  
Ⓖ myght  
Ⓗ mayt

9. Ⓐ frie  
Ⓑ frye  
Ⓒ fry  
Ⓓ fright

14. Ⓔ bie  
Ⓕ buy  
Ⓖ high  
Ⓗ buye


5. Ⓐ find  
Ⓑ fynd  
Ⓒ finde  
Ⓓ fighnd

10. Ⓔ tight  
Ⓕ tite  
Ⓖ tyte  
Ⓗ tighte

15. Ⓐ digh  
Ⓑ dye  
Ⓒ diegh  
Ⓓ dygh

Name \_\_\_\_\_

**Fold back the paper along the dotted line. Use the blanks to write each word as it is read aloud. When you finish the test, unfold the paper. Use the list at the right to correct any spelling mistakes.**



- |                                  |             |
|----------------------------------|-------------|
| 1. _____                         | 1. heel     |
| 2. _____                         | 2. seal     |
| 3. _____                         | 3. weak     |
| 4. _____                         | 4. week     |
| 5. _____                         | 5. bean     |
| 6. _____                         | 6. creek    |
| 7. _____                         | 7. speaks   |
| 8. _____                         | 8. team     |
| 9. _____                         | 9. free     |
| 10. _____                        | 10. green   |
| 11. _____                        | 11. clean   |
| 12. _____                        | 12. cream   |
| 13. _____                        | 13. street  |
| 14. _____                        | 14. freeze  |
| 15. _____                        | 15. field   |
| <b>Review Words</b> 16. _____    | 16. right   |
| 17. _____                        | 17. pie     |
| 18. _____                        | 18. child   |
| <b>Challenge Words</b> 19. _____ | 19. sixteen |
| 20. _____                        | 20. peanut  |

Name \_\_\_\_\_


heel	week	speaks	green	street
seal	bean	team	clean	freeze
weak	creek	free	cream	field

**Crossword Puzzle**

Solve the crossword puzzle with spelling words that complete the sentences.

**ACROSS**

2. After the show, we \_\_\_\_\_ the dressing rooms.
6. There is a scene in the play that happens near a watery \_\_\_\_\_.
9. If you leave the water outside, it will \_\_\_\_\_.
10. James played the part of a baby \_\_\_\_\_ in the zoo scene.
11. I clap when my \_\_\_\_\_ scores a goal.



**DOWN**

1. The ants carried a small black \_\_\_\_\_ away from the picnic.
3. I was too \_\_\_\_\_ to carry the heavy sets.
4. We passed a \_\_\_\_\_ that was lit by a beautiful sunset.
5. Sometimes we play our guitars on the \_\_\_\_\_ to make extra money.
6. Aunt Sarah likes to put \_\_\_\_\_ in her tea.
7. I painted the leaves on the forest set bright \_\_\_\_\_.
8. Some gum got stuck under the \_\_\_\_\_ of my shoe.



Name \_\_\_\_\_

heel	week	speaks	green	street
seal	bean	team	clean	freeze
weak	creek	free	cream	field

**Vowel Power**

Write the spelling words that contain the matching spelling of the long e sound.

**long e spelled ea**

- |          |          |
|----------|----------|
| 1. _____ | 5. _____ |
| 2. _____ | 6. _____ |
| 3. _____ | 7. _____ |
| 4. _____ |          |

**long e spelled ee**

- |           |           |
|-----------|-----------|
| 8. _____  | 12. _____ |
| 9. _____  | 13. _____ |
| 10. _____ | 14. _____ |
| 11. _____ |           |

**Rhyme Time**

Write the spelling word that rhymes with each word below.

15. treat \_\_\_\_\_
16. bean \_\_\_\_\_

Name \_\_\_\_\_

**Spelling:**  
**Long e**

heel	week	speaks	green	street
seal	bean	team	clean	freeze
weak	creek	free	cream	field

**It Takes Three****Write a spelling word that goes with the other two words.**

1. blue, yellow, \_\_\_\_\_
2. pea, pod, \_\_\_\_\_
3. group, club, \_\_\_\_\_
4. road, highway, \_\_\_\_\_

**What Does It Mean?****Write a spelling word that matches each clue below.**

5. says \_\_\_\_\_
6. thick milk \_\_\_\_\_
7. a grassy area \_\_\_\_\_
8. not strong \_\_\_\_\_
9. make ice from water \_\_\_\_\_
10. scrub or wash \_\_\_\_\_
11. a part of the foot \_\_\_\_\_
12. close tightly \_\_\_\_\_
13. small stream \_\_\_\_\_
14. at no cost \_\_\_\_\_
15. seven days \_\_\_\_\_

Name \_\_\_\_\_

**A. Proofreading**

**There are six spelling mistakes in these paragraphs. Circle the misspelled words. Write the words correctly on the lines below.**

This year I joined the dance team at school. It's been so much fun. We've been practicing for a long time for our big show. I play the part of a butterfly. I get to do one dance all by myself.

I can't believe that it is just one week away. The teachers helped us build our stage outside on the soccer field. My mom made my costume. It's dark green with pretty, colorful wings. Mom also fixed the loose heel of my shoe.

Mom and dad bought their tickets last week. My sister gets hers for free because she goes to school here, too. Some of the other dancers are nervous, but not me. I can't wait for the show to begin.

1. \_\_\_\_\_

4. \_\_\_\_\_

2. \_\_\_\_\_

5. \_\_\_\_\_

3. \_\_\_\_\_

6. \_\_\_\_\_

**B. Writing Activity**

**Describe a favorite after-school activity. Use at least four spelling words in your description.**

---



---



---



---



---



---

Name \_\_\_\_\_

Spelling:  
Long e

Look at the words in each set below. One word in each set is spelled correctly. Look at Sample A. The letter next to the correctly spelled word in Sample A has been shaded in. Do Sample B yourself. Shade the letter of the word that is spelled correctly. When you are sure you know what to do, go on with the rest of the page.

## Sample A:

- Ⓐ sete
- Ⓑ seet
- Ⓒ siet
- Ⓓ seat

## Sample B:

- Ⓔ sneze
- Ⓕ sneeze
- Ⓖ sneez
- Ⓗ sneaze

1. Ⓐ heale  
Ⓑ heil  
Ⓒ heel  
Ⓓ hiel

2. Ⓔ siel  
Ⓕ seel  
Ⓖ sele  
Ⓗ seal

3. Ⓐ weik  
Ⓑ weeke  
Ⓒ weake  
Ⓓ weak

4. Ⓔ wiek  
Ⓕ week  
Ⓖ weik  
Ⓗ weake

5. Ⓐ bean  
Ⓑ bene  
Ⓒ beane  
Ⓓ beene

6. Ⓔ crik  
Ⓕ creake  
Ⓖ creek  
Ⓗ creke

7. Ⓐ speeks  
Ⓑ speaks  
Ⓒ speiks  
Ⓓ spekes

8. Ⓔ tiem  
Ⓕ teim  
Ⓖ team  
Ⓗ teme

9. Ⓐ free  
Ⓑ frea  
Ⓒ frey  
Ⓓ frie

10. Ⓔ grene  
Ⓕ green  
Ⓖ grean  
Ⓗ greene

11. Ⓐ clene  
Ⓑ clean  
Ⓒ cleen  
Ⓓ cleene

12. Ⓔ creem  
Ⓕ creim  
Ⓖ criem  
Ⓗ cream


13. Ⓐ streat  
Ⓑ street  
Ⓒ streit  
Ⓓ striet

14. Ⓔ freeze  
Ⓕ freze  
Ⓖ freaz  
Ⓗ freaze

15. Ⓐ feeld  
Ⓑ field  
Ⓒ feald  
Ⓓ feild

Name \_\_\_\_\_

**Fold back the paper along the dotted line. Use the blanks to write each word as it is read aloud. When you finish the test, unfold the paper. Use the list at the right to correct any spelling mistakes.**



- |                        |           |                |
|------------------------|-----------|----------------|
| 1.                     | _____     | 1. wrap        |
| 2.                     | _____     | 2. knit        |
| 3.                     | _____     | 3. gnat        |
| 4.                     | _____     | 4. wrists      |
| 5.                     | _____     | 5. knots       |
| 6.                     | _____     | 6. wrote       |
| 7.                     | _____     | 7. knight      |
| 8.                     | _____     | 8. sign        |
| 9.                     | _____     | 9. knock       |
| 10.                    | _____     | 10. wreck      |
| 11.                    | _____     | 11. know       |
| 12.                    | _____     | 12. wring      |
| 13.                    | _____     | 13. gnaws      |
| 14.                    | _____     | 14. write      |
| 15.                    | _____     | 15. wrong      |
| <b>Review Words</b>    | 16. _____ | 16. week       |
|                        | 17. _____ | 17. speaks     |
|                        | 18. _____ | 18. field      |
| <b>Challenge Words</b> | 19. _____ | 19. wristwatch |
|                        | 20. _____ | 20. knapsack   |

Name \_\_\_\_\_

wrap	wrists	knight	wreck	gnaws
knit	knots	sign	know	write
gnat	wrote	knock	wring	wrong

**Find Rhyming Words**

Circle the word in each row that rhymes with the word in dark type.  
Then write the spelling word and underline the silent letter in each word.

- |                  |       |        |       |
|------------------|-------|--------|-------|
| <b>1. trap</b>   | tarp  | wrap   | _____ |
| <b>2. float</b>  | flat  | wrote  | _____ |
| <b>3. song</b>   | wrong | roam   | _____ |
| <b>4. sight</b>  | sit   | knight | _____ |
| <b>5. rock</b>   | known | knock  | _____ |
| <b>6. mine</b>   | sign  | mint   | _____ |
| <b>7. flaws</b>  | gnaws | flame  | _____ |
| <b>8. sing</b>   | wring | write  | _____ |
| <b>9. bit</b>    | bite  | knit   | _____ |
| <b>10. deck</b>  | dock  | wreck  | _____ |
| <b>11. sat</b>   | gnat  | gale   | _____ |
| <b>12. glow</b>  | know  | blew   | _____ |
| <b>13. mists</b> | mast  | wrists | _____ |
| <b>14. blots</b> | blast | knots  | _____ |
| <b>15. sight</b> | write | seen   | _____ |

Name \_\_\_\_\_

wrap	wrists	knight	wreck	gnaws
knit	knots	sign	know	write
gnat	wrote	knock	wring	wrong

**Pattern Power!**

Write the spelling words that have each silent letter.

**w**

1. \_\_\_\_\_

5. \_\_\_\_\_

2. \_\_\_\_\_

6. \_\_\_\_\_

3. \_\_\_\_\_

7. \_\_\_\_\_

4. \_\_\_\_\_

**k**

8. \_\_\_\_\_

**g**

13. \_\_\_\_\_

9. \_\_\_\_\_

14. \_\_\_\_\_

10. \_\_\_\_\_

15. \_\_\_\_\_

11. \_\_\_\_\_

12. \_\_\_\_\_

**Word Hunt**

Write the spelling words in which each of the words below can be found.

16. night \_\_\_\_\_

19. now \_\_\_\_\_

17. not \_\_\_\_\_

20. rap \_\_\_\_\_

18. ring \_\_\_\_\_

Name \_\_\_\_\_

wrap	wrists	knight	wreck	gnaws
knit	knots	sign	know	write
gnat	wrote	knock	wring	wrong

**Part of the Group**

Read the heading for each group of words. Then add the spelling word that belongs in each group.

**Things you do with thread**

1. sew, stitch, \_\_\_\_\_

**Parts of arms**

2. hands, elbows, \_\_\_\_\_

**Bugs**

3. fly, spider, \_\_\_\_\_

**Things you tie**

4. bows, shoelaces, \_\_\_\_\_

**In the Dictionary**

Many dictionary entries have sample sentences that show how the word can be used. Complete each sample sentence with a spelling word.

- The \_\_\_\_\_ at the library said "Story Hour."
- Someday I want to \_\_\_\_\_ the story of my life.
- Marcy did not \_\_\_\_\_ her family history.
- This is a fairy tale about a monster that \_\_\_\_\_ through stone.

**Opposites!**

Write the spelling word that has the opposite meaning.

- right \_\_\_\_\_
- fix \_\_\_\_\_



Name \_\_\_\_\_

**A. Proofreading**

**There are five spelling mistakes in this letter. Circle the misspelled words. Write the words correctly on the lines below.**

Dear Diary,

An author came to school today to tell us about the book she wroat. It took her two years! It is about the many adventures of a nite. First, he is on a ship. Then, he is captured by an evil band of robbers. In the end, he becomes a king.

It is exciting to noe someone who is an author. I think I want to rit a book when I grow up. It would be about something I love. Maybe it will be about a lady who likes to nit pretty scarves and hats, just like my grandmother. Or maybe it will be about about my pet dog. Who knows!

I will write more tomorrow,

Alice

1. \_\_\_\_\_      3. \_\_\_\_\_      5. \_\_\_\_\_  
 2. \_\_\_\_\_      4. \_\_\_\_\_

**B. Writing Activity**

**Write about a book you would like to write. Use at least four spelling words in your description.**

---



---



---



---



---



---

Name \_\_\_\_\_

Look at the words in each set below. One word in each set is spelled correctly. Look at Sample A. The letter next to the correctly spelled word in Sample A has been shaded in. Do Sample B yourself. Shade the letter of the word that is spelled correctly. When you are sure you know what to do, go on with the rest of the page.

## Sample A:

- Ⓐ kneal
- Ⓑ neal
- Ⓒ kneel
- Ⓓ neel

## Sample B:

- Ⓔ fite
- Ⓕ fight
- Ⓖ fighte
- Ⓗ faete

1. Ⓐ rap  
Ⓑ rapp  
Ⓒ wrapp  
Ⓓ wrap

6. Ⓔ roat  
Ⓕ wroat  
Ⓖ roate  
Ⓗ wrote

11. Ⓐ nowe  
Ⓑ know  
Ⓒ gnou  
Ⓓ knoa

2. Ⓔ gnit  
Ⓕ knigt  
Ⓖ knit  
Ⓗ gnite

7. Ⓐ knight  
Ⓑ gnite  
Ⓒ gnicht  
Ⓓ knite

12. Ⓔ wring  
Ⓕ wrign  
Ⓖ wrenc  
Ⓗ wrang

3. Ⓐ knat  
Ⓑ gnat  
Ⓒ nat  
Ⓓ gnate

8. Ⓔ signe  
Ⓕ sihn  
Ⓖ sign  
Ⓗ signh

13. Ⓐ knaws  
Ⓑ naws  
Ⓒ gnaws  
Ⓓ gnaws

4. Ⓔ rists  
Ⓕ wrightsts  
Ⓖ rhist  
Ⓗ wrists

9. Ⓐ knock  
Ⓑ gnock  
Ⓒ knawk  
Ⓓ gnack

14. Ⓔ ryte  
Ⓕ righte  
Ⓖ write  
Ⓗ wryte


5. Ⓐ gnots  
Ⓑ knots  
Ⓒ knotes  
Ⓓ gnaughts

10. Ⓔ wreck  
Ⓕ wrek  
Ⓖ reack  
Ⓗ reck

15. Ⓐ rong  
Ⓑ wronge  
Ⓒ wrong  
Ⓓ ronge

Name \_\_\_\_\_

**Fold back the paper along the dotted line. Use the blanks to write each word as it is read aloud. When you finish the test, unfold the paper. Use the list at the right to correct any spelling mistakes.**



- |                                  |              |
|----------------------------------|--------------|
| 1. _____                         | 1. thread    |
| 2. _____                         | 2. scrubs    |
| 3. _____                         | 3. spree     |
| 4. _____                         | 4. screams   |
| 5. _____                         | 5. street    |
| 6. _____                         | 6. scratch   |
| 7. _____                         | 7. spread    |
| 8. _____                         | 8. throne    |
| 9. _____                         | 9. three     |
| 10. _____                        | 10. screens  |
| 11. _____                        | 11. spray    |
| 12. _____                        | 12. throw    |
| 13. _____                        | 13. strong   |
| 14. _____                        | 14. scraped  |
| 15. _____                        | 15. strength |
| <b>Review Words</b> 16. _____    | 16. sign     |
| 17. _____                        | 17. wrote    |
| 18. _____                        | 18. knight   |
| <b>Challenge Words</b> 19. _____ | 19. streamer |
| 20. _____                        | 20. scribble |

Name \_\_\_\_\_

thread	screens	street	scraped	three
screams	strong	throne	spree	throw
spread	scrubs	spray	scratch	strength

## Find and Circle

Circle the spelling words. Then write the words below.

P	C	S	C	R	E	E	N	S	W	X
S	T	R	E	N	G	T	H	P	Z	K
C	S	B	M	F	J	H	U	R	V	T
R	C	W	S	T	H	R	E	A	D	H
U	R	S	P	L	Z	O	N	Y	Y	R
B	A	C	R	R	M	W	G	K	P	O
S	P	R	E	E	O	O	Q	W	N	N
S	E	E	A	S	T	R	O	N	G	E
H	D	A	D	D	T	H	R	E	E	Z
A	Q	M	H	S	T	R	E	E	T	U
F	V	S	C	R	A	T	C	H	S	C

- |          |           |           |
|----------|-----------|-----------|
| 1. _____ | 6. _____  | 11. _____ |
| 2. _____ | 7. _____  | 12. _____ |
| 3. _____ | 8. _____  | 13. _____ |
| 4. _____ | 9. _____  | 14. _____ |
| 5. _____ | 10. _____ | 15. _____ |

Name \_\_\_\_\_

thread	screams	spread	screens	strong
scrubs	street	throne	spray	scraped
spree	scratch	three	throw	strength

**A. Write the spelling words for each of these clusters below.*****thr***

1. \_\_\_\_\_
2. \_\_\_\_\_
3. \_\_\_\_\_
4. \_\_\_\_\_

***scr***

5. \_\_\_\_\_
6. \_\_\_\_\_
7. \_\_\_\_\_
8. \_\_\_\_\_
9. \_\_\_\_\_

***spr***

10. \_\_\_\_\_
11. \_\_\_\_\_
12. \_\_\_\_\_

***str***

13. \_\_\_\_\_
14. \_\_\_\_\_
15. \_\_\_\_\_

**B. What's in a Word?**

Write the spelling words in which you can find the smaller word.

16. ray \_\_\_\_\_
17. rub \_\_\_\_\_
18. row \_\_\_\_\_

Name \_\_\_\_\_

thread	screams	spread	screens	strong
scrubs	street	throne	spray	scraped
spree	scratch	three	throw	strength

**It Takes Three**

**Write a spelling word that goes with the other two words.**

1. sewing, needle, \_\_\_\_\_
2. yells, hollers, \_\_\_\_\_
3. road, lane, \_\_\_\_\_
4. mist, water, \_\_\_\_\_
5. cleans, washes, \_\_\_\_\_

**What Does It Mean?**

**Write a spelling word that matches each clue below.**

6. where a king sits \_\_\_\_\_
7. having great power \_\_\_\_\_
8. what they show movies on \_\_\_\_\_
9. what you do with a ball \_\_\_\_\_
10. to cut with a fingernail \_\_\_\_\_

**Make a Sentence**

**Use each word in a sentence.**

11. strong \_\_\_\_\_
12. three \_\_\_\_\_
13. scraped \_\_\_\_\_
14. spree \_\_\_\_\_

Name \_\_\_\_\_

**A. Proofreading**

**There are six spelling mistakes in this TV broadcast. Circle the misspelled words. Write the words correctly on the lines below.**

Hello, everyone! This is Wendy Mills reporting live from the space shuttle liftoff. And what a sight it is. The shuttle is ready to go. The crowd is spread out across a huge field. You can hear screams of excitement all around. NASA has set up three big screens that show what is going on inside the shuttle. The captain sits in a chair that is as big as a throne! Outside, workers are lifting lots of heavy equipment. Wow, they sure must be strong to carry all that weight. Any minute now they will throw the switch and the shuttle will take off. Stay tuned.

- 1. \_\_\_\_\_
- 2. \_\_\_\_\_
- 3. \_\_\_\_\_
- 4. \_\_\_\_\_
- 5. \_\_\_\_\_
- 6. \_\_\_\_\_

**B. Writing Activity**

**Write a news report of an event you have seen. Use at least four spelling words in your description.**

---

---

---

---

---

---

---

---

---

---

Name \_\_\_\_\_

Look at the words in each set below. One word in each set is spelled correctly. Look at Sample A. The letter next to the correctly spelled word in Sample A has been shaded in. Do Sample B yourself. Shade the letter of the word that is spelled correctly. When you are sure you know what to do, go on with the rest of the page.

**Sample A:**

- A strae
- B stray
- C srae
- D straye

**Sample B:**

- E skrape
- F sraep
- G scrape
- H scrapp

1.  A thred  
 B thead  
 C thread  
 D thraed

6.  E scatch  
 F shratch  
 G scratch  
 H scratsch

11.  A spray  
 B scray  
 C sprae  
 D spraiy

2.  E scrubs  
 F skrubs  
 G scrubes  
 H scubs

7.  A shpread  
 B spread  
 C shread  
 D spred

12.  E throw  
 F thrauw  
 G trowe  
 H throwe

3.  A sprea  
 B spre  
 C shree  
 D spree

8.  E throne  
 F throewn  
 G trown  
 H trauwn

13.  A shtrong  
 B strong  
 C stron  
 D stronge

4.  E skreams  
 F screams  
 G sreems  
 H screims

9.  A threa  
 B trea  
 C thre  
 D three

14.  E scraped  
 F scaeped  
 G scapped  
 H skraped

5.  A streat  
 B strete  
 C streete  
 D street


10.  E screens  
 F screans  
 G skreens  
 H skreams

15.  A stength  
 B strangth  
 C strength  
 D strenth



Name \_\_\_\_\_

**Fold back the paper along the dotted line. Use the blanks to write each word as it is read aloud. When you finish the test, unfold the paper. Use the list at the right to correct any spelling mistakes.**



- |                                  |              |
|----------------------------------|--------------|
| 1. _____                         | 1. chick     |
| 2. _____                         | 2. much      |
| 3. _____                         | 3. pitch     |
| 4. _____                         | 4. teacher   |
| 5. _____                         | 5. lunch     |
| 6. _____                         | 6. hatch     |
| 7. _____                         | 7. cheese    |
| 8. _____                         | 8. stretch   |
| 9. _____                         | 9. thick     |
| 10. _____                        | 10. truth    |
| 11. _____                        | 11. whales   |
| 12. _____                        | 12. fish     |
| 13. _____                        | 13. what     |
| 14. _____                        | 14. them     |
| 15. _____                        | 15. pathway  |
| <b>Review Words</b> 16. _____    | 16. stream   |
| 17. _____                        | 17. three    |
| 18. _____                        | 18. scribble |
| <b>Challenge Words</b> 19. _____ | 19. sandwich |
| 20. _____                        | 20. weather  |

Name \_\_\_\_\_

chick	teacher	cheese	truth	what
much	lunch	stretch	whales	them
pitch	hatch	thick	fish	pathway

**Find and Circle**

**Circle the spelling words. Then write the words below.**

T	H	I	C	K	W	L	W	S	Y
C	H	I	C	K	H	M	H	T	T
H	A	X	Y	R	A	V	A	R	E
E	F	I	S	H	T	P	L	E	A
E	T	H	E	M	E	I	E	T	C
S	Q	W	H	E	I	T	S	C	H
E	F	J	L	U	N	C	H	H	E
V	M	U	C	H	G	H	E	F	R
P	A	T	H	W	A	Y	N	G	S
H	A	T	C	H	T	R	U	T	H

- |          |           |           |
|----------|-----------|-----------|
| 1. _____ | 6. _____  | 11. _____ |
| 2. _____ | 7. _____  | 12. _____ |
| 3. _____ | 8. _____  | 13. _____ |
| 4. _____ | 9. _____  | 14. _____ |
| 5. _____ | 10. _____ | 15. _____ |

Name \_\_\_\_\_

chick	teacher	cheese	truth	what
much	lunch	stretch	whales	them
pitch	hatch	thick	fish	pathway

Write the spelling words with these spelling patterns.

**ch**

1. \_\_\_\_\_

4. \_\_\_\_\_

2. \_\_\_\_\_

5. \_\_\_\_\_

3. \_\_\_\_\_

**th**

6. \_\_\_\_\_

7. \_\_\_\_\_

8. \_\_\_\_\_

9. \_\_\_\_\_

**tch**

10. \_\_\_\_\_

11. \_\_\_\_\_

12. \_\_\_\_\_

**wh**

13. \_\_\_\_\_

14. \_\_\_\_\_

**sh**

15. \_\_\_\_\_

Name \_\_\_\_\_

chick	teacher	cheese	truth	what
much	lunch	stretch	whales	them
pitch	hatch	thick	fish	pathway

**What's the Word?****Complete each sentence with a word from the spelling list.**

- The \_\_\_\_\_ snow crunched as the wolf walked across it.
- We eat \_\_\_\_\_ after science class.
- When will the birds \_\_\_\_\_ from their eggs?
- I walked down a park \_\_\_\_\_ .
- The baby \_\_\_\_\_ was soft and fuzzy.
- Our \_\_\_\_\_ told us a story about a wolf.
- He would like a grilled \_\_\_\_\_ sandwich.
- Are you watching \_\_\_\_\_ play baseball on Friday night?
- \_\_\_\_\_ the ball over the plate.
- You should take a walk to \_\_\_\_\_ your legs.

**Define It!****Write the spelling words that have the same meaning as the words or phrases below.**

- large sea mammals \_\_\_\_\_
- a lot \_\_\_\_\_
- animals that swim \_\_\_\_\_
- the honest story \_\_\_\_\_
- which thing \_\_\_\_\_

Name \_\_\_\_\_

**A. Proofreading**

**There are six spelling mistakes in the story. Circle the misspelled words. Write the words correctly on the lines below.**

One day a wolf went out in the woods for a walk. He was hungry so he went looking for some lounch. He saw a ditch along the pathwye. He decided to hide there to wait for a nice fat mouse to come along.

The wolf sat in the hole for a long time. He was tired of waiting. He wished he could strech. Suddenly, he heard footsteps on the leaves on the path. He peeked out of the ditch and saw a little gray mouse dragging a bag.

The wolf leapt out of the hole and stood in front of the little mouse. Not very big, thought the wolf, but she will have to do. The mouse was scared, but then she had an idea.

“Wat about some cheez?” she said to the wolf. She reached into her bag and pulled out some cheese. The wolf looked at the thicke chunk of cheddar that the little mouse offered and then at the tiny size of the mouse.

“Thank you,” said the wolf. “That would be great.”

- |          |          |          |
|----------|----------|----------|
| 1. _____ | 3. _____ | 5. _____ |
| 2. _____ | 4. _____ | 6. _____ |

**B. Writing Activity**

**Write a story about two animals meeting in the woods. Use four spelling words in your writing.**

---



---



---



---



---

Name \_\_\_\_\_

Look at the words in each set below. One word in each set is spelled correctly. Look at Sample A. The letter next to the correctly spelled word in Sample A has been shaded in. Do Sample B yourself. Shade the letter of the word that is spelled correctly. When you are sure you know what to do, go on with the rest of the page.

## Sample A:

- A check
- B ceck
- C check
- D schek

## Sample B:

- E watch
- F wach
- G watsch
- H whach

1.  A chick  
 B shick  
 C chik  
 D schick

6.  E lonch  
 F lunsh  
 G lunch  
 H lunsch

11.  A fish  
 B fihs  
 C fisch  
 D fitch

2.  E mutch  
 F mutsh  
 G musch  
 H much

7.  A tichk  
 B thik  
 C thich  
 D thick

12.  E tehm  
 F thehm  
 G temh  
 H them

3.  A pish  
 B pitsh  
 C pitch  
 D pich

8.  E wahles  
 F whales  
 G whals  
 H wahls

13.  A strech  
 B stretch  
 C stretsch  
 D shtrech

4.  E techer  
 F teacher  
 G teasher  
 H teatcher

9.  A hach  
 B hatch  
 C hasch  
 D hatsch

14.  E waht  
 F whath  
 G what  
 H wath


5.  A trooth  
 B thruth  
 C truht  
 D truth

10.  E cheese  
 F cheeze  
 G sheese  
 H chese

15.  A pathway  
 B pahtway  
 C pathwhay  
 D pahtwhay

Name \_\_\_\_\_

**Fold back the paper along the dotted line. Use the blanks to write each word as it is read aloud. When you finish the test, unfold the paper. Use the list at the right to correct any spelling mistakes.**



1. \_\_\_\_\_
2. \_\_\_\_\_
3. \_\_\_\_\_
4. \_\_\_\_\_
5. \_\_\_\_\_
6. \_\_\_\_\_
7. \_\_\_\_\_
8. \_\_\_\_\_
9. \_\_\_\_\_
10. \_\_\_\_\_
11. \_\_\_\_\_
12. \_\_\_\_\_
13. \_\_\_\_\_
14. \_\_\_\_\_
15. \_\_\_\_\_
- Review Words** 16. \_\_\_\_\_
17. \_\_\_\_\_
18. \_\_\_\_\_
- Challenge Words** 19. \_\_\_\_\_
20. \_\_\_\_\_

1. he'd
2. she'd
3. that's
4. what's
5. won't
6. there's
7. you're
8. wasn't
9. we'll
10. isn't
11. we're
12. couldn't
13. I've
14. didn't
15. they're
16. teacher
17. fish
18. pathway
19. shouldn't
20. wouldn't

Name \_\_\_\_\_

he'd	what's	you're	isn't	I've
she'd	won't	wasn't	we're	didn't
that's	there's	we'll	couldn't	they're

**Circle the words that make up the contraction in each row. Then write the spelling word.**

- |             |           |            |       |
|-------------|-----------|------------|-------|
| 1. won't    | were not  | will not   | _____ |
| 2. they're  | they are  | they would | _____ |
| 3. I've     | I shall   | I have     | _____ |
| 4. isn't    | is not    | is too     | _____ |
| 5. she'd    | she is    | she would  | _____ |
| 6. wouldn't | would not | would also | _____ |
| 7. there's  | there are | there is   | _____ |
| 8. that's   | that is   | that are   | _____ |
| 9. wasn't   | was it    | was not    | _____ |
| 10. we'll   | we will   | we are     | _____ |
| 11. didn't  | did too   | did not    | _____ |
| 12. you're  | you are   | you can    | _____ |
| 13. we're   | we will   | we are     | _____ |
| 14. what's  | what are  | what is    | _____ |
| 15. he'd    | he would  | he will    | _____ |



Name \_\_\_\_\_

he'd	what's	you're	isn't	I've
she'd	won't	wasn't	we're	didn't
that's	there's	we'll	couldn't	they're

**A. Write the spelling words that go in the groups.**

- |                          |                             |
|--------------------------|-----------------------------|
| 1. he'll, he's, _____    | 4. there'd, there'll, _____ |
| 2. I'll, I'm, _____      | 5. we've, we'd, _____,      |
| 3. you've, you'll, _____ | _____                       |

**B. Contraction Power**

Write the spelling words that contain the contraction endings.

'd

6. \_\_\_\_\_

7. \_\_\_\_\_

's

8. \_\_\_\_\_

9. \_\_\_\_\_

10. \_\_\_\_\_

're

11. \_\_\_\_\_

12. \_\_\_\_\_

13. \_\_\_\_\_

n't

14. \_\_\_\_\_

15. \_\_\_\_\_

16. \_\_\_\_\_

17. \_\_\_\_\_

18. \_\_\_\_\_

'll

19. \_\_\_\_\_

've

20. \_\_\_\_\_

Name \_\_\_\_\_

he'd	what's	you're	isn't	I've
she'd	won't	wasn't	we're	didn't
that's	there's	we'll	couldn't	they're

**A. What's the Word?****Write a spelling word to complete each sentence.**

- \_\_\_\_\_ a bird's nest in the tree by my window.
- Do you see that? \_\_\_\_\_ the home that the bird built.
- My grandparents are building a home, too. \_\_\_\_\_ building it next door to me.
- My grandparents' home \_\_\_\_\_ finished yet.
- I asked Grandpa, "Can I help while \_\_\_\_\_ working?"
- He said that \_\_\_\_\_ think about it.
- Grandma said that \_\_\_\_\_ let me help her.
- Grandma and I are busy. \_\_\_\_\_ painting walls.
- \_\_\_\_\_ be done soon, though.
- Mom comes up and asks, "\_\_\_\_\_ going on?"
- "\_\_\_\_\_ been helping to build a home," I say.

**B. Make It Short!****Write the spelling words that are the contractions for the words below.**

- could not \_\_\_\_\_
- did not \_\_\_\_\_
- will not \_\_\_\_\_
- was not \_\_\_\_\_

Name \_\_\_\_\_

**A. There are six spelling mistakes in the journal entry below. Circle the misspelled words. Write the words correctly on the lines below.**

I saw a show on TV about a big storm that ruined a town. The people couldnt stay in their homes. I've never seen whole houses blown down!

My family wanted to help. At first, we din't know what we could do. Then we learned that we could help rebuild houses. My dad is a teecher and doesn't work in the summer. So, my whole family went to build a house. It it really wuzn't that hard and we had lots of fun. Wee'l never forgot that summer!

1. \_\_\_\_\_

4. \_\_\_\_\_

2. \_\_\_\_\_

5. \_\_\_\_\_

3. \_\_\_\_\_

6. \_\_\_\_\_

**B. Write a paragraph about a time you helped other people. Use at least four spelling words in your paragraph.**

---



---



---



---



---



---



---



---



---



---

Name \_\_\_\_\_

Look at the words in each set below. One word in each set is spelled correctly. Look at Sample A. The letter next to the correctly spelled word in Sample A has been shaded in. Do Sample B yourself. Shade the letter of the word that is spelled correctly. When you are sure you know what to do, go on with the rest of the page.

## Sample A:

- Ⓐ she'l
- Ⓑ shel'l
- Ⓒ she'll
- Ⓓ sh'll


## Sample B:

- Ⓔ havn't
- Ⓕ haven't
- Ⓖ havent'
- Ⓗ hav'ot

- |              |              |                |
|--------------|--------------|----------------|
| 1. Ⓐ wel'l   | 6. Ⓔ wo'nt   | 11. Ⓐ isnt'    |
| Ⓑ we'll      | Ⓕ wiln't     | Ⓑ isno't       |
| Ⓒ w'll       | Ⓖ willn't    | Ⓒ is't         |
| Ⓓ we'lll     | Ⓗ won't      | Ⓓ isn't        |
| 2. Ⓔ did'nt  | 7. Ⓐ w'ere   | 12. Ⓔ there's  |
| Ⓕ di'nt      | Ⓑ wer'e      | Ⓕ the'res      |
| Ⓖ didn't     | Ⓒ we're      | Ⓖ they'res     |
| Ⓗ didn'ot    | Ⓓ we'r       | Ⓗ ther'is      |
| 3. Ⓐ that's  | 8. Ⓔ was'nt  | 13. Ⓐ hee'd    |
| Ⓑ tha's      | Ⓕ wasn't     | Ⓑ hed'         |
| Ⓒ thats'     | Ⓖ wuzn't     | Ⓒ he'd         |
| Ⓓ that'is    | Ⓗ waz'nt     | Ⓓ h'ed         |
| 4. Ⓔ your're | 9. Ⓐ sh'ed   | 14. Ⓔ there're |
| Ⓕ you'r      | Ⓑ she'd      | Ⓕ they're      |
| Ⓖ youre'     | Ⓒ shed'      | Ⓖ th'are       |
| Ⓗ you're     | Ⓓ sh'd       | Ⓗ they're      |
| 5. Ⓐ l'ave   | 10. Ⓔ what's | 15. Ⓐ coud'nt  |
| Ⓑ lh've      | Ⓕ whats'     | Ⓑ could'nt     |
| Ⓒ l've       | Ⓖ wat's      | Ⓒ coudn't      |
| Ⓓ lv'e       | Ⓗ wha'ts     | Ⓓ couldn't     |

Name \_\_\_\_\_

**Fold back the paper along the dotted line. Use the blanks to write each word as it is read aloud. When you finish the test, unfold the paper. Use the list at the right to correct any spelling mistakes.**



- 1. \_\_\_\_\_
- 2. \_\_\_\_\_
- 3. \_\_\_\_\_
- 4. \_\_\_\_\_
- 5. \_\_\_\_\_
- 6. \_\_\_\_\_
- 7. \_\_\_\_\_
- 8. \_\_\_\_\_
- 9. \_\_\_\_\_
- 10. \_\_\_\_\_
- 11. \_\_\_\_\_
- 12. \_\_\_\_\_
- 13. \_\_\_\_\_
- 14. \_\_\_\_\_
- 15. \_\_\_\_\_
- Review Words** 16. \_\_\_\_\_
- 17. \_\_\_\_\_
- 18. \_\_\_\_\_
- Challenge Words** 19. \_\_\_\_\_
- 20. \_\_\_\_\_

- 1. turns
- 2. first
- 3. herds
- 4. learn
- 5. purr
- 6. third
- 7. earn
- 8. nurse
- 9. perch
- 10. girls
- 11. firm
- 12. word
- 13. world
- 14. serve
- 15. worth
- 16. he'd
- 17. wasn't
- 18. didn't
- 19. perfect
- 20. Thursday

# Practice

Spelling:  
r-Controlled Vowels  
*er, ir, ur*

Name \_\_\_\_\_

turns  
first  
herds

learn  
purr  
third

earn  
nurse  
perch

girls  
firm  
word

world  
serve  
worth

## Find and Circle

Circle the spelling words. Then write the words below.

W	O	R	L	D	Z	P	X	Q	C
O	C	F	G	C	N	U	R	S	E
R	D	A	W	E	G	R	E	J	A
T	H	I	R	D	I	R	I	P	R
H	E	J	U	I	R	Q	S	E	N
W	R	C	F	T	L	E	A	R	N
F	D	U	I	O	S	P	D	C	D
I	S	E	R	V	E	K	L	H	F
R	A	K	S	G	T	U	R	N	S
M	A	A	T	J	W	O	R	D	R

- \_\_\_\_\_
- \_\_\_\_\_
- \_\_\_\_\_
- \_\_\_\_\_
- \_\_\_\_\_
- \_\_\_\_\_
- \_\_\_\_\_
- \_\_\_\_\_
- \_\_\_\_\_
- \_\_\_\_\_
- \_\_\_\_\_
- \_\_\_\_\_
- \_\_\_\_\_
- \_\_\_\_\_
- \_\_\_\_\_

Name \_\_\_\_\_

turns	learn	earn	girls	world
first	purr	nurse	firm	serve
herds	third	perch	word	worth

**This week's spelling words contain the vowel sound /ûr/. Write the spelling words that have these patterns.**

***/ûr/ spelled ur***

1. \_\_\_\_\_
2. \_\_\_\_\_
3. \_\_\_\_\_

***/ûr/ spelled er***

4. \_\_\_\_\_
5. \_\_\_\_\_
6. \_\_\_\_\_

***/ûr/ spelled ir***

7. \_\_\_\_\_
8. \_\_\_\_\_
9. \_\_\_\_\_
10. \_\_\_\_\_

Name \_\_\_\_\_

turns

learn

earn

girls

world

first

purr

nurse

firm

serve

herds

third

perch

word

worth

**What's the Word?****Complete each sentence with a spelling word.**

1. There are hundreds of different trees in the \_\_\_\_\_.
2. \_\_\_\_\_ of elephants travel in packs.
3. Vets \_\_\_\_\_ sick animals to health.
4. A man from Norway was the \_\_\_\_\_ person to reach the South Pole.
5. Betsy will \_\_\_\_\_ as class president this year.
6. When I pet my cat I hear her \_\_\_\_\_.
7. The bird sang all day as she sat on her \_\_\_\_\_.
8. I \_\_\_\_\_ 50 dollars a week for cleaning out the cage.
9. Jack was the \_\_\_\_\_ person in the line.
10. The truck cannot make wide \_\_\_\_\_ around the corners.
11. The \_\_\_\_\_ was very hard to spell.
12. The painting of the animals was \_\_\_\_\_ a lot of money.

**Find the Opposites****Write the spelling word that is the opposite of each word.**

13. boys \_\_\_\_\_

14. soft \_\_\_\_\_

15. forget \_\_\_\_\_

16. last \_\_\_\_\_



Name \_\_\_\_\_

**A. There are six spelling mistakes in this essay. Circle the misspelled words. Write the words correctly on the lines below.**

**Exploring Ecosystems**

A lot of people want to explore space, but I want to explore this world. There is so much to see and do right here on this planet. I want to lern as much as I can about the deserts and oceans here on earth. I want to study hurds of camels as they cross the Sahara. I want to observe eagles as they pirch on a mountain. It will be difficult, but it will be wurth it. I may even be the furst person to discover a new ecosystem!

- 1. \_\_\_\_\_
- 2. \_\_\_\_\_
- 3. \_\_\_\_\_

- 4. \_\_\_\_\_
- 5. \_\_\_\_\_
- 6. \_\_\_\_\_

**B. Writing Activity**

**Imagine that you are an explorer. Write about a new ecosystem that you discovered for the first time. Use at least four spelling words.**

---

---

---

---

---

---

---

---

---

---

Name \_\_\_\_\_

Look at the words in each set below. One word in each set is spelled correctly. Look at Sample A. The letter next to the correctly spelled word in Sample A has been shaded in. Do Sample B yourself. Shade the letter of the word that is spelled correctly. When you are sure you know what to do, go on with the rest of the page.

## Sample A:

- Ⓐ hir
- Ⓑ herr
- Ⓒ hur
- Ⓓ her

## Sample B:

- Ⓔ dirt
- Ⓕ dert
- Ⓖ dort
- Ⓗ durt

1. Ⓐ turns  
Ⓑ tirns  
Ⓒ ternns  
Ⓓ terrns

6. Ⓔ thurd  
Ⓕ third  
Ⓖ therd  
Ⓗ thord

11. Ⓐ furn  
Ⓑ ferm  
Ⓒ firem  
Ⓓ firm

2. Ⓔ forst  
Ⓕ first  
Ⓖ ferst  
Ⓗ furst

7. Ⓐ erne  
Ⓑ arne  
Ⓒ earn  
Ⓓ urne

12. Ⓔ wurd  
Ⓕ word  
Ⓖ wird  
Ⓗ werd

3. Ⓐ hirds  
Ⓑ heirds  
Ⓒ herds  
Ⓓ hurds

8. Ⓔ nirse  
Ⓕ nurse  
Ⓖ nerse  
Ⓗ narse

13. Ⓐ world  
Ⓑ wurld  
Ⓒ wirl  
Ⓓ warld

4. Ⓔ lern  
Ⓕ liern  
Ⓖ learn  
Ⓗ lirn

9. Ⓐ pirch  
Ⓑ purch  
Ⓒ perch  
Ⓓ pourch

14. Ⓔ sirve  
Ⓕ sierce  
Ⓖ surve  
Ⓗ serve


5. Ⓐ purr  
Ⓑ pir  
Ⓒ pur  
Ⓓ perr

10. Ⓔ goils  
Ⓕ gerls  
Ⓖ gurls  
Ⓗ girls

15. Ⓐ wurth  
Ⓑ warth  
Ⓒ wirth  
Ⓓ worth

Name \_\_\_\_\_

**Fold back the paper along the dotted line. Use the blanks to write each word as it is read aloud. When you finish the test, unfold the paper. Use the list at the right to correct any spelling mistakes.**



- |                                  |             |
|----------------------------------|-------------|
| 1. _____                         | 1. bark     |
| 2. _____                         | 2. shorts   |
| 3. _____                         | 3. sharp    |
| 4. _____                         | 4. sore     |
| 5. _____                         | 5. hard     |
| 6. _____                         | 6. storms   |
| 7. _____                         | 7. yard     |
| 8. _____                         | 8. sport    |
| 9. _____                         | 9. sharks   |
| 10. _____                        | 10. porch   |
| 11. _____                        | 11. pour    |
| 12. _____                        | 12. story   |
| 13. _____                        | 13. chore   |
| 14. _____                        | 14. wore    |
| 15. _____                        | 15. carve   |
| <b>Review Words</b> 16. _____    | 16. first   |
| 17. _____                        | 17. third   |
| 18. _____                        | 18. nurse   |
| <b>Challenge Words</b> 19. _____ | 19. orchard |
| 20. _____                        | 20. artist  |

Name \_\_\_\_\_

bark	sore	yard	porch	chore
shorts	hard	sport	pour	wore
sharp	storms	sharks	story	carve

## Find and Circle

Circle the spelling words. Then write the words below.

S	H	A	R	K	S	B	S	B	N	Z
P	O	R	C	H	T	U	T	H	M	S
O	U	U	I	Z	O	P	O	U	R	H
R	Y	X	S	O	R	E	R	P	Y	O
T	Q	N	B	S	M	W	Y	C	A	R
V	C	B	V	D	S	Q	D	A	R	T
S	H	A	R	P	H	H	A	R	D	S
Z	Q	R	C	L	C	E	R	V	T	A
F	E	K	A	C	H	O	R	E	B	E
O	W	W	O	R	E	L	J	J	N	L

- |          |           |           |
|----------|-----------|-----------|
| 1. _____ | 6. _____  | 11. _____ |
| 2. _____ | 7. _____  | 12. _____ |
| 3. _____ | 8. _____  | 13. _____ |
| 4. _____ | 9. _____  | 14. _____ |
| 5. _____ | 10. _____ | 15. _____ |

Name \_\_\_\_\_

bark	sore	yard	porch	chore
shorts	hard	sport	pour	wore
sharp	storms	sharks	story	carve

**Pattern Power!**

This week's spelling words contain the vowel sounds /är/ and /ôr/. Write each spelling word under the word that has the same vowel sound.

***harm***

- |          |          |
|----------|----------|
| 1. _____ | 4. _____ |
| 2. _____ | 5. _____ |
| 3. _____ | 6. _____ |

***port***

- |           |           |
|-----------|-----------|
| 7. _____  | 12. _____ |
| 8. _____  | 13. _____ |
| 9. _____  | 14. _____ |
| 10. _____ | 15. _____ |
| 11. _____ |           |

Write the spelling words with the /ôr/ sound spelled:

- |                  |                   |
|------------------|-------------------|
| <b><i>or</i></b> | <b><i>ore</i></b> |
| 16. _____        | 21. _____         |
| 17. _____        | 22. _____         |
| 18. _____        | 23. _____         |
| 19. _____        | <b><i>our</i></b> |
| 20. _____        | 24. _____         |

Name \_\_\_\_\_

bark	sore	yard	porch	chore
shorts	hard	sport	pour	wore
sharp	storms	sharks	story	carve

**Synonym Alert!**

Write the spelling words that have the same meanings as the words below.

1. pointed \_\_\_\_\_
2. tale \_\_\_\_\_
3. firm \_\_\_\_\_
4. game \_\_\_\_\_
5. shout \_\_\_\_\_

**What's the Word?**

Complete each sentence with a spelling word.

6. At the feast, the chef will \_\_\_\_\_ a turkey.
7. It is my \_\_\_\_\_ to set the table.
8. Last night we ate dinner outside on the \_\_\_\_\_.
9. \_\_\_\_\_ water into each glass.
10. I bought new \_\_\_\_\_ to wear.
11. \_\_\_\_\_ love to eat small fish.
12. We ate our food outside in the \_\_\_\_\_.
13. The \_\_\_\_\_ made the lights go out.
14. For the dinner party, Meg \_\_\_\_\_ her new shirt.
15. My arms were \_\_\_\_\_ after stirring the soup for two hours.

Name \_\_\_\_\_

**A. There are five spelling mistakes in this paragraph. Circle the misspelled words. Write the words correctly on the lines below.**

Everyone in my family has a choar at dinner time. Tonight we are having a big turkey dinner, so we all have a lot of work to do. Mom is in charge of the gravy. My job is to set the table. I put out the plates and napkins. I also porr milk into all the glasses. Mike is my big brother, so he is in charge of cutting the bread. He has to use a shorpp knife. Dad has the best job of all. It is hord, but he loves it. He has to karve the turkey!

1. \_\_\_\_\_

4. \_\_\_\_\_

2. \_\_\_\_\_

5. \_\_\_\_\_

3. \_\_\_\_\_

**B. Writing Activity**

**Write about a chore you must do each day. Use at least three spelling words in your description.**

---

---

---

---

---

---

---

---

---

---

Name \_\_\_\_\_

Look at the words in each set below. One word in each set is spelled correctly. Look at Sample A. The letter next to the correctly spelled word in Sample A has been shaded in. Do Sample B yourself. Shade the letter of the word that is spelled correctly. When you are sure you know what to do, go on with the rest of the page.

## Sample A:

- Ⓐ erm
- Ⓑ arm
- Ⓒ orm
- Ⓓ ahrm

## Sample B:

- Ⓔ corn
- Ⓕ corne
- Ⓖ korn
- Ⓗ carn

1. Ⓐ baurk  
Ⓑ bawrk  
Ⓒ bark  
Ⓓ barke

2. Ⓔ sharts  
Ⓕ shorts  
Ⓖ sherts  
Ⓗ shurts

3. Ⓐ sharp  
Ⓑ sherp  
Ⓒ shaurp  
Ⓓ shorp

4. Ⓔ sare  
Ⓕ sor  
Ⓖ saur  
Ⓗ sore

5. Ⓐ hord  
Ⓑ harde  
Ⓒ hard  
Ⓓ haurd

6. Ⓔ sturms  
Ⓕ starms  
Ⓖ stourms  
Ⓗ storms

7. Ⓐ yard  
Ⓑ yaurd  
Ⓒ yarde  
Ⓓ yurd

8. Ⓔ sport  
Ⓕ spart  
Ⓖ spourt  
Ⓗ spowrt

9. Ⓐ shaurks  
Ⓑ shawrks  
Ⓒ sharks  
Ⓓ sherks

10. Ⓔ purch  
Ⓕ porch  
Ⓖ parche  
Ⓗ pouch

11. Ⓐ pour  
Ⓑ paur  
Ⓒ por  
Ⓓ paure

12. Ⓔ staury  
Ⓕ stary  
Ⓖ storee  
Ⓗ story

13. Ⓐ shure  
Ⓑ chure  
Ⓒ chare  
Ⓓ chore

14. Ⓔ waur  
Ⓕ wawr  
Ⓖ wore  
Ⓗ wor

15. Ⓐ carve  
Ⓑ caurve  
Ⓒ corve  
Ⓓ carv




# Practice

Spelling:  
Prefixes *re-*, *un-*,  
*pre-*, *mis-*

Name \_\_\_\_\_

**Fold back the paper along the dotted line. Use the blanks to write each word as it is read aloud. When you finish the test, unfold the paper. Use the list at the right to correct any spelling mistakes.**



- |                        |       |               |               |
|------------------------|-------|---------------|---------------|
| 1.                     | _____ | 1. misfile    |               |
| 2.                     | _____ | 2. unwanted   |               |
| 3.                     | _____ | 3. recycle    |               |
| 4.                     | _____ | 4. undone     |               |
| 5.                     | _____ | 5. presale    |               |
| 6.                     | _____ | 6. misread    |               |
| 7.                     | _____ | 7. recall     |               |
| 8.                     | _____ | 8. precut     |               |
| 9.                     | _____ | 9. unload     |               |
| 10.                    | _____ | 10. misnumber |               |
| 11.                    | _____ | 11. unfair    |               |
| 12.                    | _____ | 12. mistreat  |               |
| 13.                    | _____ | 13. unhappy   |               |
| 14.                    | _____ | 14. retold    |               |
| 15.                    | _____ | 15. preplan   |               |
| <b>Review Words</b>    | 16.   | _____         | 16. hard      |
|                        | 17.   | _____         | 17. porch     |
|                        | 18.   | _____         | 18. carve     |
| <b>Challenge Words</b> | 19.   | _____         | 19. prejudge  |
|                        | 20.   | _____         | 20. uncertain |

Name \_\_\_\_\_

misfile	undone	recall	misnumber	unhappy
unwanted	presale	precut	unfair	retold
recycle	misread	unload	mistreat	preplan

**Find Rhyming Words**

**Circle the word in each row that rhymes with the spelling word.**

**Then write the spelling word.**

- |                      |          |           |       |
|----------------------|----------|-----------|-------|
| 1. <b>unfair</b>     | before   | prepare   | _____ |
| 2. <b>misread</b>    | seed     | played    | _____ |
| 3. <b>recall</b>     | tell     | shawl     | _____ |
| 4. <b>presale</b>    | e-mail   | unpaid    | _____ |
| 5. <b>unload</b>     | roast    | road      | _____ |
| 6. <b>mistreat</b>   | complete | displease | _____ |
| 7. <b>preplan</b>    | prepay   | mailman   | _____ |
| 8. <b>misfile</b>    | tile     | fill      | _____ |
| 9. <b>retold</b>     | unload   | unsold    | _____ |
| 10. <b>unwanted</b>  | haunted  | planted   | _____ |
| 11. <b>precut</b>    | root     | rut       | _____ |
| 12. <b>undone</b>    | run      | drawn     | _____ |
| 13. <b>recycle</b>   | bicycle  | Michael   | _____ |
| 14. <b>misnumber</b> | lumber   | bomber    | _____ |
| 15. <b>unhappy</b>   | sloppy   | sappy     | _____ |

Name \_\_\_\_\_

misfile	undone	recall	misnumber	unhappy
unwanted	presale	precut	unfair	retold
recycle	misread	unload	mistreat	preplan

**A. Write the spelling words that have the base words below.**

- |                 |                |
|-----------------|----------------|
| 1. want _____   | 4. plan _____  |
| 2. call _____   | 5. cycle _____ |
| 3. number _____ |                |

**B. Write the spelling words that contain the prefixes below.**

***un-***

- 6. \_\_\_\_\_
- 7. \_\_\_\_\_
- 8. \_\_\_\_\_
- 9. \_\_\_\_\_
- 10. \_\_\_\_\_

***mis-***

- 14. \_\_\_\_\_
- 15. \_\_\_\_\_
- 16. \_\_\_\_\_
- 17. \_\_\_\_\_

***re-***

- 11. \_\_\_\_\_
- 12. \_\_\_\_\_
- 13. \_\_\_\_\_

***pre-***

- 18. \_\_\_\_\_
- 19. \_\_\_\_\_
- 20. \_\_\_\_\_

Name \_\_\_\_\_

misfile	undone	recall	misnumber	unhappy
unwanted	presale	precut	unfair	retold
recycle	misread	unload	mistreat	preplan

**A. What's the Word?****Write a spelling word to complete each sentence.**

- I was \_\_\_\_\_ when my best friend moved away.
- I thought it was \_\_\_\_\_.
- Now we have to \_\_\_\_\_ our time to communicate.
- I am careful so I don't \_\_\_\_\_ her e-mail messages.
- A long time ago, people \_\_\_\_\_ stories to communicate.
- Now my friend and I use the computer to \_\_\_\_\_ the fun times we had.

**B. What Does It Mean?****Write the spelling word that matches each meaning.**

- use again \_\_\_\_\_
- put in the wrong place \_\_\_\_\_
- before a sale \_\_\_\_\_
- make a mistake in numbering \_\_\_\_\_
- be mean to \_\_\_\_\_
- opposite of done \_\_\_\_\_
- cut before \_\_\_\_\_
- take boxes off a truck \_\_\_\_\_
- not wanted \_\_\_\_\_

Name \_\_\_\_\_

**Proofreading**

**A. There are six spelling mistakes in the e-mail message below. Circle the misspelled words. Write the words correctly on the lines below.**

Hi Patrick,

My family is at the beach for a week. We brought so much stuff that it took hours to unlod the car! Do you recal the pictures of the house we stayed in last year? I'm sending you a picture of the one we're staying in this year. I love it because it's right on the beach. The beach is really uncrowded this year, too, so we have lots of room to play. My mom and dad preplanned everything before we left for the beach. They packed kites and boogie boards for nice days. They also brought games so we won't be unhapy if it rains.

I am going to help out with a wildlife protection group while I'm here. We're going to make signs to remind people not to mistreat the seagulls and other birds. I think it's unfaire when people chase them or throw things at them. We're also going to recycal trash we find on the beach.

Write back. Then I'll send you more pictures of me at the beach.

Your friend,

Sam

- |          |          |          |
|----------|----------|----------|
| 1. _____ | 3. _____ | 5. _____ |
| 2. _____ | 4. _____ | 6. _____ |

**Writing Activity**

**B. Write an e-mail message to a friend about something you have done with a family member or friend. Use at least four spelling words.**

---



---



---

Name \_\_\_\_\_

Look at the words in each set below. One word in each set is spelled correctly. Look at Sample A. The letter next to the correctly spelled word in Sample A has been shaded in. Do Sample B yourself. Shade the letter of the word that is spelled correctly. When you are sure you know what to do, go on with the rest of the page.

**Sample A:**

- Ⓐ retake
- Ⓑ rietake
- Ⓒ rietaik
- Ⓓ retack


**Sample B:**

- Ⓔ misslead
- Ⓕ mislede
- Ⓖ mislead
- Ⓗ misleed

- |                 |                |               |
|-----------------|----------------|---------------|
| 1. Ⓐ pricut     | 6. Ⓔ unphair   | 11. Ⓐ misfiel |
| Ⓑ precut        | Ⓕ unfar        | Ⓑ missfiel    |
| Ⓒ precutt       | Ⓖ unfare       | Ⓒ misfile     |
| Ⓓ precute       | Ⓗ unfair       | Ⓓ missfile    |
| 2. Ⓔ uhnhappy   | 7. Ⓐ persale   | 12. Ⓔ perplan |
| Ⓕ unhapy        | Ⓑ presaille    | Ⓕ preplan     |
| Ⓖ unhappy       | Ⓒ presale      | Ⓖ priplan     |
| Ⓗ unhappee      | Ⓓ presail      | Ⓗ priplan     |
| 3. Ⓐ missnumbre | 8. Ⓔ unwantid  | 13. Ⓐ undune  |
| Ⓑ misnumbre     | Ⓕ unwanted     | Ⓑ undone      |
| Ⓒ missnumber    | Ⓖ uhnwanted    | Ⓒ undun       |
| Ⓓ misnumber     | Ⓗ unwauntid    | Ⓓ uhndone     |
| 4. Ⓔ unload     | 9. Ⓐ ricaul    | 14. Ⓔ misread |
| Ⓕ unlode        | Ⓑ recaul       | Ⓕ misreed     |
| Ⓖ unlood        | Ⓒ ricall       | Ⓖ missread    |
| Ⓗ unloade       | Ⓓ recall       | Ⓗ missred     |
| 5. Ⓐ ricycle    | 10. Ⓔ mistreat | 15. Ⓐ ritold  |
| Ⓑ ricykle       | Ⓕ mistreet     | Ⓑ rietold     |
| Ⓒ recycle       | Ⓖ misstreat    | Ⓒ retolde     |
| Ⓓ recikle       | Ⓗ misstreet    | Ⓓ retold      |

Name \_\_\_\_\_

**Fold back the paper along the dotted line. Use the blanks to write each word as it is read aloud. When you finish the test, unfold the paper. Use the list at the right to correct any spelling mistakes.**



- |                                  |                |
|----------------------------------|----------------|
| 1. _____                         | 1. coy         |
| 2. _____                         | 2. soil        |
| 3. _____                         | 3. foil        |
| 4. _____                         | 4. toil        |
| 5. _____                         | 5. coins       |
| 6. _____                         | 6. point       |
| 7. _____                         | 7. noise       |
| 8. _____                         | 8. loyal       |
| 9. _____                         | 9. boiled      |
| 10. _____                        | 10. spoiled    |
| 11. _____                        | 11. enjoys     |
| 12. _____                        | 12. voice      |
| 13. _____                        | 13. choice     |
| 14. _____                        | 14. soybean    |
| 15. _____                        | 15. joyful     |
| <b>Review Words</b> 16. _____    | 16. unhappy    |
| 17. _____                        | 17. retold     |
| 18. _____                        | 18. misread    |
| <b>Challenge Words</b> 19. _____ | 19. noisy      |
| 20. _____                        | 20. checkpoint |

Name \_\_\_\_\_

coy	toil	noise	spoiled	choice
soil	coins	loyal	enjoys	soybean
foil	point	boiled	voice	joyful

**Find Rhyming Words**

**Circle the word in each row that rhymes with the word in dark type. Then write all the spelling words you can find below.**

<b>1. royal</b>	roll	loyal	lowly
<b>2. toil</b>	foil	flow	fool
<b>3. voice</b>	choose	choice	chore
<b>4. spoiled</b>	older	bold	boiled
<b>5. toys</b>	tools	toes	enjoys
<b>6. joins</b>	count	coins	coy
<b>7. boil</b>	soil	sore	sold
<b>8. joint</b>	paint	pond	point
<b>9. boys</b>	noise	nose	noisy
<b>10. awful</b>	joyful	soybean	joke

- |          |           |           |
|----------|-----------|-----------|
| 1. _____ | 6. _____  | 11. _____ |
| 2. _____ | 7. _____  | 12. _____ |
| 3. _____ | 8. _____  | 13. _____ |
| 4. _____ | 9. _____  | 14. _____ |
| 5. _____ | 10. _____ | 15. _____ |



Name \_\_\_\_\_

coy	toil	noise	spoiled	choice
soil	coins	loyal	enjoys	soybean
foil	point	boiled	voice	joyful

**Pattern Power**

Write the spelling words with the */oi/* sound spelled:

*oi*

- |          |           |
|----------|-----------|
| 1. _____ | 9. _____  |
| 2. _____ | 10. _____ |
| 3. _____ |           |
| 4. _____ | <i>oy</i> |
| 5. _____ | 11. _____ |
| 6. _____ | 12. _____ |
| 7. _____ | 13. _____ |
| 8. _____ | 14. _____ |
|          | 15. _____ |

**Syllable Power**

Write the spelling words that have one syllable:

- |           |           |
|-----------|-----------|
| 16. _____ | 21. _____ |
| 17. _____ | 22. _____ |
| 18. _____ | 23. _____ |
| 19. _____ | 24. _____ |
| 20. _____ |           |

Write the spelling words that have two syllables:

- |           |           |
|-----------|-----------|
| 25. _____ | 28. _____ |
| 26. _____ | 29. _____ |
| 27. _____ | 30. _____ |

Name \_\_\_\_\_

coy	toil	noise	spoiled	choice
soil	coins	loyal	enjoys	soybean
foil	point	boiled	voice	joyful

**A. Analogies**

An analogy is a statement that compares sets of words that are alike in some way. Use spelling words to complete the analogies below.

1. **Drummer** is to **drum** as **singer** is to \_\_\_\_\_.
2. **Dark** is to **light** as **silence** is to \_\_\_\_\_.
3. **Dollars** are to **cash** as **cents** are to \_\_\_\_\_.
4. **Bad** is to **awful** as **glad** is to \_\_\_\_\_.
5. **Head** is to **nod** as **finger** is to \_\_\_\_\_.

**B. Define It!**

Write the spelling words that have the same meaning as the words or phrases below.

6. dirt \_\_\_\_\_
7. aluminum wrap for sandwich \_\_\_\_\_
8. faithful \_\_\_\_\_
9. work hard \_\_\_\_\_
10. selection \_\_\_\_\_
11. bean used for food \_\_\_\_\_
12. shy \_\_\_\_\_
13. heated water \_\_\_\_\_
14. ruined \_\_\_\_\_
15. likes \_\_\_\_\_

Name \_\_\_\_\_

**A. There are six spelling mistakes in the letter below. Circle the misspelled words. Write the words correctly on the lines below.**

Dear Ms. Jones,

I am a loual fan of your work as an illustrator. I wanted to ask you about what it takes to do your job because I want to be an illustrator, too. Everyone says I draw well, so it seems like a good choys for me.

Your drawings make so many people joieful. I wish I could do that! Even my Uncle Bob, who never smiles, engues your drawings.

When did you decide to become an illustrator? What do you do every day? Is it hard? Are there times when you toyel over a drawing for a long time?

I think the best job for me would be one that I love. My poynt is that I think I would be a good illustrator. Thanks for being my hero!

Sincerely,  
Albert Martin

1. \_\_\_\_\_

4. \_\_\_\_\_

2. \_\_\_\_\_

5. \_\_\_\_\_

3. \_\_\_\_\_

6. \_\_\_\_\_

**B. Writing Activity**

**Think about a hero you have and write a letter about why you look up to him or her. Use at least three spelling words in your letter.**

---



---



---



---



---

Name \_\_\_\_\_

Look at the words in each set below. One word in each set is spelled correctly. Look at Sample A. The letter next to the correctly spelled word in Sample A has been shaded in. Do Sample B yourself. Shade the letter of the word that is spelled correctly. When you are sure you know what to do, go on with the rest of the page.

## Sample A:

- A toi
- B toie
- C toye
- D toy

## Sample B:

- E boy
- F boye
- G boi
- H boie

1.  A coi  
 B koie  
 C coy  
 D koy

6.  E poynt  
 F piont  
 G poyunt  
 H point

11.  A enjoys  
 B enjoise  
 C enjiys  
 D enjice

2.  E soil  
 F soyle  
 G soyl  
 H souyl

7.  A noysee  
 B noise  
 C noizee  
 D noysy

12.  E voyce  
 F voise  
 G vouyce  
 H voice

3.  A foil  
 B foyl  
 C fiol  
 D foyal

8.  E loil  
 F loyel  
 G loyal  
 H loiel

13.  A choyce  
 B choise  
 C choyse  
 D choice

4.  E toyal  
 F toil  
 G toyel  
 H toill

9.  A boiled  
 B boyeld  
 C boyled  
 D bioled

14.  E soybean  
 F soibeen  
 G soibean  
 H sueybean


5.  A coyns  
 B coins  
 C coines  
 D cions

10.  E spoyeld  
 F spoyald  
 G spoiled  
 H spoilld

15.  A joiful  
 B juoiful  
 C joyful  
 D juoyufl

Name \_\_\_\_\_

**Fold back the paper along the dotted line. Use the blanks to write each word as it is read aloud. When you finish the test, unfold the paper. Use the list at the right to correct any spelling mistakes.**



1. \_\_\_\_\_
2. \_\_\_\_\_
3. \_\_\_\_\_
4. \_\_\_\_\_
5. \_\_\_\_\_
6. \_\_\_\_\_
7. \_\_\_\_\_
8. \_\_\_\_\_
9. \_\_\_\_\_
10. \_\_\_\_\_
11. \_\_\_\_\_
12. \_\_\_\_\_
13. \_\_\_\_\_
14. \_\_\_\_\_
15. \_\_\_\_\_
- Review Words** 16. \_\_\_\_\_
17. \_\_\_\_\_
18. \_\_\_\_\_
- Challenge Words** 19. \_\_\_\_\_
20. \_\_\_\_\_

1. loop
2. rude
3. look
4. clue
5. spoon
6. tube
7. shook
8. blue
9. cubes
10. goose
11. mules
12. gloom
13. true
14. shoe
15. stew
16. enjoy
17. soil
18. noise
19. classroom
20. childhood

Name \_\_\_\_\_

loop	clue	shook	goose	true
rude	spoon	blue	mules	shoe
look	tube	cubes	gloom	stew

**Crossword Puzzle**

Solve the crossword puzzle with the spelling words that complete the sentences.

**ACROSS**

1. The story about the elephant going on vacation was \_\_\_\_\_.

2. We stacked the \_\_\_\_\_ to show the math problem.

4. Did you \_\_\_\_\_ at Tina's pictures from her family vacation?

5. I can't find the black \_\_\_\_\_ that my aunt wants to wear.

6. The \_\_\_\_\_ at that pond is the biggest I've ever seen.

7. The \_\_\_\_\_ worked hard carrying loads of hay on the farm.

**DOWN**

2. Can you give me a \_\_\_\_\_ about what to get my aunt for her birthday?


3. Do you think she would like a new \_\_\_\_\_ for a gift?

4. The big red \_\_\_\_\_ looked pretty tied around the gift.

5. The building \_\_\_\_\_ as the train roared past.

6. The store was dark and gave a sense of \_\_\_\_\_.

8. The sky was perfectly clear and bright \_\_\_\_\_.



Name \_\_\_\_\_

loop	clue	shook	goose	true
rude	spoon	blue	mules	shoe
look	tube	cubes	gloom	stew

**Pattern Power!**

Write the spelling words that have these patterns.

***u\_e as in tune***

1. \_\_\_\_\_

2. \_\_\_\_\_

3. \_\_\_\_\_

4. \_\_\_\_\_

***oo as in cook***

5. \_\_\_\_\_

6. \_\_\_\_\_

***ue as in glue***

7. \_\_\_\_\_

8. \_\_\_\_\_

9. \_\_\_\_\_

***ew as in new***

10. \_\_\_\_\_

***oo as in broom***

11. \_\_\_\_\_

12. \_\_\_\_\_

13. \_\_\_\_\_

14. \_\_\_\_\_

Name \_\_\_\_\_

loop	clue	shook	goose	true
rude	spoon	blue	mules	shoe
look	tube	cubes	gloom	stew

### A. Analogies

An **analogy** is a statement that compares sets of words that are alike in some way: **Night** is to **day** as **black** is to **white**. This analogy points out that **night** and **day** are opposite in the same way that **black** and **white** are opposite.

Use spelling words to complete the analogies below.

- Wrong** is to **right** as **false** is to \_\_\_\_\_.
- Head** is to **hat** as **foot** is to \_\_\_\_\_.
- Ear** is to **listen** as **eye** is to \_\_\_\_\_.
- Neat** is to **messy** as **polite** is to \_\_\_\_\_.

### B. In the Dictionary

Many dictionary entries have sample sentences that show how the word can be used. Complete each sample sentence with a spelling word.

- Read the first \_\_\_\_\_ in the crossword puzzle.
- We rode on \_\_\_\_\_ down into the Grand Canyon.
- You can float down the river in an inner \_\_\_\_\_.
- Make a \_\_\_\_\_ with the rope.
- Father made a vegetable \_\_\_\_\_ for dinner.
- Before opening the gift, she \_\_\_\_\_ the box.
- The water will become ice \_\_\_\_\_ in the freezer.
- I could not see anything through the fog and \_\_\_\_\_.



Name \_\_\_\_\_

**A. There are six spelling mistakes in the travel brochure below. Circle the misspelled words. Write the words correctly on the lines below.**

A family camping trip is a wonderful way to spend time together and get away from it all. You might want to louk into going in the spring. The bloo skies and green trees will be a nice change from the classroom and the office.

There is a lot to do while camping. You can go for a bike ride or take a hike on a trail. Go on a nature walk. You might see a deer or a gousse.

Cooking on a camping trip is also a lot of fun. Bring a pot, a wooden spoune, and some vegetables to make stue on the campfire. Do not forget to pack some snacks, too! It's tru that you won't have all of the comforts of home, but that makes the camping trip even more special!

1. \_\_\_\_\_

4. \_\_\_\_\_

2. \_\_\_\_\_

5. \_\_\_\_\_

3. \_\_\_\_\_

6. \_\_\_\_\_

**B. Writing Activity**

**Write a postcard to a friend about a journey you have taken or would like to take. Use at least four spelling words in your description.**

---



---



---



---



---



---

Name \_\_\_\_\_

Look at the words in each set below. One word in each set is spelled correctly. Look at Sample A. The letter next to the correctly spelled word in Sample A has been shaded in. Do Sample B yourself. Shade the letter of the word that is spelled correctly. When you are sure you know what to do, go on with the rest of the page.

## Sample A:

- Ⓐ bouk
- Ⓑ bok
- Ⓒ book
- Ⓓ buuk

## Sample B:

- Ⓔ too
- Ⓕ tou
- Ⓖ tue
- Ⓗ tu

1. Ⓐ lupe  
Ⓑ lewp  
Ⓒ loope  
Ⓓ loop

2. Ⓔ rude  
Ⓕ roode  
Ⓖ reud  
Ⓗ rewd

3. Ⓐ louk  
Ⓑ look  
Ⓒ lewk  
Ⓓ luk

4. Ⓔ cloo  
Ⓕ clewe  
Ⓖ cleu  
Ⓗ clue

5. Ⓐ spewn  
Ⓑ spoun  
Ⓒ spoon  
Ⓓ spown

6. Ⓔ toob  
Ⓕ tewb  
Ⓖ teub  
Ⓗ tube

7. Ⓐ shook  
Ⓑ shuk  
Ⓒ shewk  
Ⓓ shoock

8. Ⓔ bloo  
Ⓕ blue  
Ⓖ blou  
Ⓗ bluu

9. Ⓐ coobs  
Ⓑ cubes  
Ⓒ coubs  
Ⓓ cewbs

10. Ⓔ gewse  
Ⓕ guse  
Ⓖ goose  
Ⓗ gouse

11. Ⓐ mules  
Ⓑ mools  
Ⓒ mewles  
Ⓓ mouls

12. Ⓔ glume  
Ⓕ gloome  
Ⓖ gloom  
Ⓗ glewm


13. Ⓐ shew  
Ⓑ shoe  
Ⓒ shou  
Ⓓ shue

14. Ⓔ trew  
Ⓕ troe  
Ⓖ trou  
Ⓗ true

15. Ⓐ stoow  
Ⓑ stouw  
Ⓒ steuw  
Ⓓ stew

Name \_\_\_\_\_

**Fold back the paper along the dotted line. Use the blanks to write each word as it is read aloud. When you finish the test, unfold the paper. Use the list at the right to correct any spelling mistakes.**



- |                                  |              |
|----------------------------------|--------------|
| 1. _____                         | 1. found     |
| 2. _____                         | 2. town      |
| 3. _____                         | 3. shout     |
| 4. _____                         | 4. owl       |
| 5. _____                         | 5. couch     |
| 6. _____                         | 6. bow       |
| 7. _____                         | 7. scout     |
| 8. _____                         | 8. round     |
| 9. _____                         | 9. plow      |
| 10. _____                        | 10. crowd    |
| 11. _____                        | 11. proud    |
| 12. _____                        | 12. clouds   |
| 13. _____                        | 13. ground   |
| 14. _____                        | 14. louder   |
| 15. _____                        | 15. bounce   |
| <b>Review Words</b> 16. _____    | 16. spoon    |
| 17. _____                        | 17. true     |
| 18. _____                        | 18. shoes    |
| <b>Challenge Words</b> 19. _____ | 19. outline  |
| 20. _____                        | 20. snowplow |

Name \_\_\_\_\_

found	owl	scout	crowd	ground
town	couch	round	proud	louder
shout	bow	plow	clouds	bounce

**Find Rhyming Words**

Circle the spelling word in each row that rhymes with the word in bold type. Then write the spelling word on the line.

- |                  |        |        |        |       |
|------------------|--------|--------|--------|-------|
| 1. <b>towel</b>  | sole   | owl    | bowl   | _____ |
| 2. <b>ouch</b>   | couch  | foul   | loud   | _____ |
| 3. <b>sound</b>  | sew    | down   | ground | _____ |
| 4. <b>out</b>    | shout  | mound  | town   | _____ |
| 5. <b>frown</b>  | own    | town   | snow   | _____ |
| 6. <b>found</b>  | out    | scout  | round  | _____ |
| 7. <b>ounce</b>  | bounce | howl   | once   | _____ |
| 8. <b>bow</b>    | plow   | plot   | hope   | _____ |
| 9. <b>cloud</b>  | proud  | clock  | draw   | _____ |
| 10. <b>shout</b> | snow   | scout  | stop   | _____ |
| 11. <b>loud</b>  | crowd  | long   | couch  | _____ |
| 12. <b>plow</b>  | louder | clouds | bow    | _____ |

Name \_\_\_\_\_

found	owl	scout	crowd	ground
town	couch	round	proud	louder
shout	bow	plow	clouds	bounce

**Pattern Power!**

This week's spelling words contain the vowel sound /ou/. Write the spelling words with the /ou/ sound spelled:

*ou*

- |          |           |
|----------|-----------|
| 1. _____ | 6. _____  |
| 2. _____ | 7. _____  |
| 3. _____ | 8. _____  |
| 4. _____ | 9. _____  |
| 5. _____ | 10. _____ |

*ow*

- |           |           |
|-----------|-----------|
| 11. _____ | 14. _____ |
| 12. _____ | 15. _____ |
| 13. _____ |           |

**Words Within Words**

Write each spelling word in which you can find the smaller word.

- |                |                 |
|----------------|-----------------|
| 16. row _____  | 19. own _____   |
| 17. low _____  | 20. round _____ |
| 18. loud _____ |                 |

Name \_\_\_\_\_

found	owl	scout	crowd	ground
town	couch	round	proud	louder
shout	bow	plow	clouds	bounce

**A. Analogies**

An analogy is a statement that compares sets of words that are alike in some way: *Night* is to *day* as *black* is to *white*. This analogy points out that *night* and *day* are opposite in the same way that *black* and *white* are opposite.

Use the spelling words to complete the analogies below.

1. *Top* is to *bottom* as *sky* is to \_\_\_\_\_.
2. *Bad* is to *good* as *lost* is to \_\_\_\_\_.
3. *Quiet* is to *whisper* as *loud* is to \_\_\_\_\_.
4. *Flying disk* is to *throw* as *ball* is to \_\_\_\_\_.
5. *Moo* is to *cow* as *hoot* is to \_\_\_\_\_.
6. *Salute* is to *general* as \_\_\_\_\_ is to *audience*.

**B. Define It!**

Write the spelling word that matches each definition.

7. Large group of people \_\_\_\_\_
8. Big soft seat to sit on \_\_\_\_\_
9. Feeling pleased about what you did \_\_\_\_\_
10. What rain falls from \_\_\_\_\_
11. Someone who goes out to get information \_\_\_\_\_
12. Shape of a circle \_\_\_\_\_
13. A place where people live \_\_\_\_\_
14. Raised volume \_\_\_\_\_
15. Tool on a farm \_\_\_\_\_

Name \_\_\_\_\_

**Proofreading**

**A. There are six spelling mistakes in this paragraph. Circle the misspelled words. Write the words correctly on the lines below.**

**Our Class Newsletter**

Our class is proud to announce that we have come up with some new rules. The lunchroom has gotten looder over the past year. We fownd it is hard to enjoy eating our lunches. As a group we have decided that to fix the problem we will do two things. First, everyone must sit at one of the rond tables during lunch. There must be no walking around. Second, you are not allowed to schot at each other or stomp on the growned. These new rules should make lunchtime much better. If we make the lunchroom a nicer place, everyone will want to eat there.

1. \_\_\_\_\_

4. \_\_\_\_\_

2. \_\_\_\_\_

5. \_\_\_\_\_

3. \_\_\_\_\_

6. \_\_\_\_\_

**Writing Activity**

**B. Write an article for your class newsletter. Use at least three spelling words in your paragraph.**

---



---



---



---



---



---

Name \_\_\_\_\_

Look at the words in each set below. One word in each set is spelled correctly. Look at Sample A. The letter next to the correctly spelled word in Sample A has been shaded in. Do Sample B yourself. Shade the letter of the word that is spelled correctly. When you are sure you know what to do, go on with the rest of the page.

**Sample A:**

- owt
- ott
- oute
- out

**Sample B:**

- brown
- braun
- bron
- browne

1.  fownd  
 fawnd  
 faund  
 found

6.  bau  
 bou  
 bow  
 baw

11.  praud  
 prawd  
 proud  
 prowd

2.  taun  
 town  
 tawn  
 toun

7.  scowt  
 scaut  
 scout  
 scawt

12.  clouds  
 clawds  
 clauds  
 clouds

3.  shout  
 showt  
 shaut  
 shawt

8.  raund  
 round  
 rawnd  
 rownd

13.  grownd  
 ground  
 graund  
 grawnd

4.  awel  
 oal  
 owel  
 owl

9.  plow  
 plaugh  
 plau  
 plaw

14.  lowder  
 lauwder  
 loder  
 louder

5.  couch  
 cowch  
 coch  
 coush


10.  craud  
 crowd  
 crawd  
 crod

15.  bownce  
 bounse  
 bownse  
 bounce



Name \_\_\_\_\_

**Fold back the paper along the dotted line. Use the blanks to write each word as it is read aloud. When you finish the test, unfold the paper. Use the list at the right to correct any spelling mistakes.**



- |                                  |               |
|----------------------------------|---------------|
| 1. _____                         | 1. years      |
| 2. _____                         | 2. twins      |
| 3. _____                         | 3. trays      |
| 4. _____                         | 4. states     |
| 5. _____                         | 5. ashes      |
| 6. _____                         | 6. foxes      |
| 7. _____                         | 7. inches     |
| 8. _____                         | 8. flies      |
| 9. _____                         | 9. cities     |
| 10. _____                        | 10. ponies    |
| 11. _____                        | 11. bunches   |
| 12. _____                        | 12. alleys    |
| 13. _____                        | 13. lunches   |
| 14. _____                        | 14. cherries  |
| 15. _____                        | 15. daises    |
| <b>Review Words</b> 16. _____    | 16. town      |
| 17. _____                        | 17. round     |
| 18. _____                        | 18. bounce    |
| <b>Challenge Words</b> 19. _____ | 19. heroes    |
| 20. _____                        | 20. libraries |

Name \_\_\_\_\_

years	states	inches	ponies	lunches
twins	ashes	flies	bunches	cherries
trays	foxes	cities	alleys	daisies

**A. Put an X on the word in each row that does not fit the pattern.**

1.	years	lunches	ash	cherries
2.	cherry	tray	pony	bunches
3.	city	daisies	flies	states
4.	inch	lunches	bunches	cities
5.	state	ponies	ashes	trays
6.	trays	twin	cherries	alleys
7.	fox	ashes	city	munch
8.	daisies	inches	years	fly
9.	twins	foxes	alley	ponies
10.	tray	year	daisy	states
11.	rode	daisies	cherries	ponies
12.	gems	twins	years	space
13.	inches	gems	foxes	boxes
14.	years	flies	cities	ponies

**B. Write the spelling words below.**

- |          |           |           |
|----------|-----------|-----------|
| 1. _____ | 6. _____  | 11. _____ |
| 2. _____ | 7. _____  | 12. _____ |
| 3. _____ | 8. _____  | 13. _____ |
| 4. _____ | 9. _____  | 14. _____ |
| 5. _____ | 10. _____ | 15. _____ |

Name \_\_\_\_\_

years	states	inches	ponies	lunches
twins	ashes	flies	bunches	cherries
trays	foxes	cities	alleys	daisies

**This week's spelling list contains plural words. Plurals are words that name more than one thing.**

**Write the spelling words for each of these plural endings.**

**s**

1. \_\_\_\_\_

2. \_\_\_\_\_

3. \_\_\_\_\_

4. \_\_\_\_\_

5. \_\_\_\_\_

**es**

11. \_\_\_\_\_

12. \_\_\_\_\_

13. \_\_\_\_\_

14. \_\_\_\_\_

15. \_\_\_\_\_

**y to i + -es**

6. \_\_\_\_\_

7. \_\_\_\_\_

8. \_\_\_\_\_

9. \_\_\_\_\_

10. \_\_\_\_\_

**Find the Base Word**

**Write the base word of each plural noun.**

16. flies \_\_\_\_\_

17. ponies \_\_\_\_\_

18. bunches \_\_\_\_\_

Name \_\_\_\_\_

years	states	inches	ponies	lunches
twins	ashes	flies	bunches	cherries
trays	foxes	cities	alleys	daisies

**A. Part of the Group**

Add the spelling word that belongs in each group below.

**Fruits**

1. apples, grapes, \_\_\_\_\_

**Baby animals**

2. calves, kittens, \_\_\_\_\_

**Places to live**

3. towns, villages, \_\_\_\_\_

**Units of time**

4. days, months, \_\_\_\_\_

**Animals**

5. sheep, bears, \_\_\_\_\_

**Flowers**

6. roses, lilies, \_\_\_\_\_

**B. A Clue for You**

7. They are small streets behind buildings. \_\_\_\_\_
8. You carry food on them. \_\_\_\_\_
9. There are 50 of these in the United States. \_\_\_\_\_
10. They buzz through the air. \_\_\_\_\_
11. What is left after something burns. \_\_\_\_\_
12. What students bring to school to eat. \_\_\_\_\_
13. Groups of something. \_\_\_\_\_
14. There are 12 of these in 1 foot. \_\_\_\_\_
15. Two people who look exactly alike. \_\_\_\_\_

Name \_\_\_\_\_

**Proofreading**

**A. There are six spelling mistakes in this paragraph. Circle the misspelled words. Write the words correctly on the lines below.**

Melody and Melissa were tooins, but they couldn't have been more different. Melody loved picking daisys, arranging flowers, and playing with her stuffed poonys. Melissa loved flis and insects and crawling around in the dirt. The problem was that they shared a room. Melody liked the room to be neat with boonchs of flowers in all the windows. Melissa was far from neat. She tracked in mud and brought bugs into the room. It had been a problem for many years. One day Melody decided that maybe she and Melissa should divide the room in two. That way they could both get what they wanted. Melissa thought it was a great idea. They hung a white sheet a few inshs from the ceiling. Now Melody's room is always beautiful, and Melissa's room is always messy. They are the happiest sisters around.

1. \_\_\_\_\_
2. \_\_\_\_\_
3. \_\_\_\_\_

4. \_\_\_\_\_
5. \_\_\_\_\_
6. \_\_\_\_\_

**Writing Activity**

**B. If you could have your dream room, what would it be like? Use at least three spelling words in your paragraph.**

---



---



---



---



---

Name \_\_\_\_\_

Look at the words in each set below. One word in each set is spelled correctly. Look at Sample A. The letter next to the correctly spelled word in Sample A has been shaded in. Do Sample B yourself. Shade the letter of the word that is spelled correctly. When you are sure you know what to do, go on with the rest of the page.

**Sample A:**

- A** keys
- B keeze
- C keyes
- D keies

**Sample B:**

- E ladys
- F ladees
- G laides
- H ladies


- |                     |                     |                       |
|---------------------|---------------------|-----------------------|
| 1. <b>A</b> yeares  | 6. <b>E</b> foxes   | 11. <b>A</b> bunches  |
| B yiers             | F foxies            | B bunchs              |
| C years             | G foxs              | C bunschs             |
| D yeirs             | H foxses            | D bunchez             |
| 2. <b>E</b> twins   | 7. <b>A</b> inches  | 12. <b>E</b> alleyies |
| F twinz             | B inchies           | F alleyes             |
| G twiness           | C inchez            | G alleys              |
| H twinz             | D inches            | H alleies             |
| 3. <b>A</b> traies  | 8. <b>E</b> flys    | 13. <b>A</b> lunchs   |
| B trays             | F flyes             | B lunches             |
| C trayies           | G flies             | C lunschs             |
| D traes             | H fliez             | D lunchez             |
| 4. <b>E</b> staties | 9. <b>A</b> cityies | 14. <b>E</b> cherrys  |
| F statez            | B cities            | F cherryis            |
| G states            | C citys             | G cheryies            |
| H states            | D citees            | H cherries            |
| 5. <b>A</b> ashs    | 10. <b>E</b> poneis | 15. <b>A</b> daisys   |
| B ashies            | F poneese           | B daisees             |
| C ashez             | G poneez            | C daisies             |
| D ashes             | H ponies            | D daysies             |

# Practice

Spelling:  
Variant Vowels *au, aw,*  
*alt, alk, all, ough*

Name \_\_\_\_\_

**Fold back the paper along the dotted line. Use the blanks to write each word as it is read aloud. When you finish the test, unfold the paper. Use the list at the right to correct any spelling mistakes.**



1. \_\_\_\_\_
2. \_\_\_\_\_
3. \_\_\_\_\_
4. \_\_\_\_\_
5. \_\_\_\_\_
6. \_\_\_\_\_
7. \_\_\_\_\_
8. \_\_\_\_\_
9. \_\_\_\_\_
10. \_\_\_\_\_
11. \_\_\_\_\_
12. \_\_\_\_\_
13. \_\_\_\_\_
14. \_\_\_\_\_
15. \_\_\_\_\_
16. \_\_\_\_\_
17. \_\_\_\_\_
18. \_\_\_\_\_
19. \_\_\_\_\_
20. \_\_\_\_\_

1. yawn
2. taught
3. salt
4. lawn
5. halls
6. hauls
7. hawks
8. squawk
9. bought
10. bawls
11. drawing
12. caused
13. paused
14. crawled
15. coughing
16. twins
17. inches
18. heroes
19. walrus
20. autumn

**Review Words**

**Challenge Words**

## Practice

Spelling:  
Variant Vowels *au, aw,*  
*alt, alk, all, ough*

Name \_\_\_\_\_

yawn	lawn	hawks	bawls	paused
taught	halls	squawk	drawing	crawled
salt	hauls	bought	caused	coughing

### A. Put an X on the word in each row that does not fit the pattern.

1.	yawn	lawn	hawks	bought
2.	caused	paused	salt	hauls
3.	drawing	joy	bawls	crawled
4.	crawled	squawk	spoiled	hawks
5.	coins	taught	hauls	caused
6.	bought	salt	halls	falls
7.	drawing	lawn	broom	hawks
8.	paused	stopped	hauls	cause
9.	thought	bought	coughing	spoiled
10.	crawled	bawl	hawk	halls

### B. Write the spelling words below.

- |          |           |           |
|----------|-----------|-----------|
| 1. _____ | 6. _____  | 11. _____ |
| 2. _____ | 7. _____  | 12. _____ |
| 3. _____ | 8. _____  | 13. _____ |
| 4. _____ | 9. _____  | 14. _____ |
| 5. _____ | 10. _____ | 15. _____ |



Name \_\_\_\_\_

Spelling:  
Variant Vowels *au, aw,*  
*alt, alk, all, ough*

yawn	lawn	hawks	bawls	paused
taught	halls	squawk	drawing	crawled
salt	hauls	bought	caused	coughing

**Pattern Power!**

Write the spelling words that have these patterns.

**/ô/ spelled *au***

1. \_\_\_\_\_ 2. \_\_\_\_\_ 3. \_\_\_\_\_

**/ô/ spelled *aw***

4. \_\_\_\_\_ 7. \_\_\_\_\_ 9. \_\_\_\_\_

5. \_\_\_\_\_ 8. \_\_\_\_\_ 10. \_\_\_\_\_

6. \_\_\_\_\_

**/ô/ spelled *a***

11. \_\_\_\_\_ 12. \_\_\_\_\_

**/ô/ spelled *augh***

13. \_\_\_\_\_

**/ô/ spelled *ough***

14. \_\_\_\_\_ 15. \_\_\_\_\_

Name \_\_\_\_\_

yawn	lawn	hawks	bawls	paused
taught	halls	squawk	drawing	crawled
salt	hauls	bought	caused	coughing

**A. What's the Word?****Complete each sentence with a spelling word.**

- The chef \_\_\_\_\_ us how to bake cookies.
- She \_\_\_\_\_ a loaf of bread at the bakery.
- There was too much \_\_\_\_\_ in the soup.
- Watch out! Those large \_\_\_\_\_ are trying to eat our picnic food!
- My mother \_\_\_\_\_ when she loses her favorite recipe book.
- We set up a lemonade stand on the front \_\_\_\_\_.
- Margaret is \_\_\_\_\_ a picture of a strawberry shortcake.
- She \_\_\_\_\_ the burnt cookies to the trash.
- The smell of pepper made us start sneezing and \_\_\_\_\_.
- After he finished dinner, Bob let out a big \_\_\_\_\_ and fell asleep.
- You could smell the cookies all the way down our \_\_\_\_\_.
- The smell \_\_\_\_\_ me to smile.

**B. Synonym Alert!****For each word below, write the spelling word that has the same meaning.**

- creeped \_\_\_\_\_
- squeal \_\_\_\_\_
- stopped \_\_\_\_\_

Name \_\_\_\_\_

**Proofreading**

**A. There are four spelling mistakes in this list. Circle the misspelled words. Write the words correctly on the lines below.**

Steps for making a salad:

1. Always wash your hands with soap and water before you start cooking.
2. Make sure you baught everything you need.
3. Get out the things you will need for the dressing, such as oil, vinegar, and sawlt.
4. Toss together the lettuce and the other vegetables.
5. If you have a garden next to your lown, you can add fresh vegetables to your salad.
6. Remember what you were tought for the next time you make a salad.

1. \_\_\_\_\_

3. \_\_\_\_\_

2. \_\_\_\_\_

4. \_\_\_\_\_

**Writing Activity**

**B. Write the steps for another activity you like to do. Use at least three spelling words in your paragraph.**

---

---

---

---

---

---

---

---

Name \_\_\_\_\_

Look at the words in each set below. One word in each set is spelled correctly. Look at Sample A. The letter next to the correctly spelled word in Sample A has been shaded in. Do Sample B yourself. Shade the letter of the word that is spelled correctly. When you are sure you know what to do, go on with the rest of the page.

**Sample A:**

- Ⓐ hawlt
- Ⓑ healt
- Ⓒ halt
- Ⓓ hault


**Sample B:**

- Ⓔ fawl
- Ⓕ fall
- Ⓖ faul
- Ⓗ faol

- |             |               |                |
|-------------|---------------|----------------|
| 1. Ⓐ yaun   | 6. Ⓔ haughls  | 11. Ⓐ drawing  |
| Ⓑ yonn      | Ⓕ hals        | Ⓑ drauing      |
| Ⓒ yawn      | Ⓖ hawls       | Ⓒ drauwing     |
| Ⓓ yann      | Ⓗ hauls       | Ⓓ draughing    |
| 2. Ⓔ taught | 7. Ⓐ hauks    | 12. Ⓔ cawsed   |
| Ⓕ tawt      | Ⓑ hawks       | Ⓕ cassed       |
| Ⓖ tawght    | Ⓒ haks        | Ⓖ caused       |
| Ⓗ tauht     | Ⓓ haulks      | Ⓗ coused       |
| 3. Ⓐ sault  | 8. Ⓔ squauk   | 13. Ⓐ pased    |
| Ⓑ sawlt     | Ⓕ squawk      | Ⓑ poused       |
| Ⓒ selt      | Ⓖ sqwack      | Ⓒ pawsed       |
| Ⓓ salt      | Ⓗ squock      | Ⓓ paused       |
| 4. Ⓔ lawn   | 9. Ⓐ baught   | 14. Ⓔ crowled  |
| Ⓕ laun      | Ⓑ bawt        | Ⓕ crauled      |
| Ⓖ laugn     | Ⓒ bought      | Ⓖ crawled      |
| Ⓗ lohn      | Ⓓ baght       | Ⓗ craled       |
| 5. Ⓐ hawls  | 10. Ⓔ boughls | 15. Ⓐ caughing |
| Ⓑ haughls   | Ⓕ bals        | Ⓑ coughing     |
| Ⓒ halls     | Ⓖ bauls       | Ⓒ cawfing      |
| Ⓓ hauls     | Ⓗ bawls       | Ⓓ coghing      |

Name \_\_\_\_\_

**Fold back the paper along the dotted line. Use the blanks to write each word as it is read aloud. When you finish the test, unfold the paper. Use the list at the right to correct any spelling mistakes.**



- |                        |           |             |
|------------------------|-----------|-------------|
| 1.                     | _____     | 1. sale     |
| 2.                     | _____     | 2. sail     |
| 3.                     | _____     | 3. beet     |
| 4.                     | _____     | 4. beat     |
| 5.                     | _____     | 5. rode     |
| 6.                     | _____     | 6. road     |
| 7.                     | _____     | 7. rowed    |
| 8.                     | _____     | 8. its      |
| 9.                     | _____     | 9. it's     |
| 10.                    | _____     | 10. your    |
| 11.                    | _____     | 11. you're  |
| 12.                    | _____     | 12. there   |
| 13.                    | _____     | 13. they're |
| 14.                    | _____     | 14. peace   |
| 15.                    | _____     | 15. piece   |
| <b>Review Words</b>    | 16. _____ | 16. salt    |
|                        | 17. _____ | 17. bought  |
|                        | 18. _____ | 18. caused  |
| <b>Challenge Words</b> | 19. _____ | 19. seen    |
|                        | 20. _____ | 20. scene   |

Name \_\_\_\_\_


sale	beat	rowed	your	they're
sail	rode	its	you're	peace
beet	road	it's	there	piece

**Crossword Puzzle**

Solve the crossword puzzle with the spelling words that complete the sentences.

**ACROSS**

3. I could hear the \_\_\_\_\_ of elephant feet.
4. Harry started a bake \_\_\_\_\_ to raise money.
5. The baboon's face turned as red as a \_\_\_\_\_.
8. Keep \_\_\_\_\_ zoo ticket in case you need it later.
11. We \_\_\_\_\_ from one end of the zoo's lake to the other.
12. I sewed a small \_\_\_\_\_ of the quilt they gave to the hospital.



**DOWN**

1. We wrote a newsletter to stop wars and talk about \_\_\_\_\_.
2. The gorilla put \_\_\_\_\_ hand against the glass wall.
6. They are walking over \_\_\_\_\_ by the aquarium.
7. We wanted to fix the holes in the \_\_\_\_\_.
9. Every time I \_\_\_\_\_ my bike, I wore my helmet.
10. The captain raised the \_\_\_\_\_ and then we left the dock.

Name \_\_\_\_\_

sale	beat	rowed	your	they're
sail	rode	its	you're	peace
beet	road	it's	there	piece

**Homophones are words that sound alike but have different spellings and different meanings. Write the spelling words that are homophones of the words below.**

- there \_\_\_\_\_
- peace \_\_\_\_\_
- sale \_\_\_\_\_
- beet \_\_\_\_\_
- rowed \_\_\_\_\_
- it's \_\_\_\_\_
- your \_\_\_\_\_

**Which spelling words are contractions?**

- \_\_\_\_\_
- \_\_\_\_\_
- \_\_\_\_\_

**Write the spelling words that have the sounds below.**

**long e**

- \_\_\_\_\_
- \_\_\_\_\_
- \_\_\_\_\_
- \_\_\_\_\_

**long a**

- \_\_\_\_\_

Name \_\_\_\_\_

sale	beat	rowed	your	they're
sail	rode	its	you're	peace
beet	road	it's	there	piece

**Homophones are words that sound alike but have different spellings and different meanings. In each sentence below, a homophone is used incorrectly. Circle the incorrect homophone and write the correct homophone on the line following the sentence.**

1. Its important to help people who need you. \_\_\_\_\_
2. All of the cakes and pies were on sail for a good cause. \_\_\_\_\_
3. Is that you're mother on TV? \_\_\_\_\_
4. The rowed was long and dark. \_\_\_\_\_
5. Someday there will be piece on earth. \_\_\_\_\_
6. My family used a beat and a carrot from our garden to make soup.  
\_\_\_\_\_
7. At camp we learned how to sale a boat. \_\_\_\_\_
8. We were allowed to feed the chimp a peace of banana. \_\_\_\_\_
9. The gorilla scratched it's head. \_\_\_\_\_
10. There going to open a new community center in our town.  
\_\_\_\_\_
11. The group road through the jungle in a truck. \_\_\_\_\_
12. We beet last year's record by raising even more money for the zoo.  
\_\_\_\_\_
13. They're are many volunteers who help at the soup kitchen.  
\_\_\_\_\_
14. Your so good at listening to others. \_\_\_\_\_
15. We all road the boat to shore. \_\_\_\_\_



Name \_\_\_\_\_

**A. Proofreading**

There are seven spelling mistakes in this paragraph. Circle the misspelled words. Write the words correctly on the lines below.

**Volunteer Fair**

Yo're invited to our annual volunteer fair. We will have lots of ideas about how to help your community. You could adopt a raod. You could raise money for an animal shelter by holding a bake sael. You could even help build a pease of the new community center. Thire are so many ideas, you won't know where to start. Its going to be quite a fair. So please join us this Friday. Yore community needs you.

1. \_\_\_\_\_

5. \_\_\_\_\_

2. \_\_\_\_\_

6. \_\_\_\_\_

3. \_\_\_\_\_

7. \_\_\_\_\_

4. \_\_\_\_\_

**B. Writing Activity**

Write ideas you have for helping your community. Use at least three spelling words in your paragraph.

---



---



---



---



---



---



---



---

Name \_\_\_\_\_

Look at the words in each set below. One word in each set is spelled correctly. Look at Sample A. The letter next to the correctly spelled word in Sample A has been shaded in. Do Sample B yourself. Shade the letter of the word that is spelled correctly. When you are sure you know what to do, go on with the rest of the page.

**Sample A:**

- (A) soe
- (B) sowe
- (C) soh
- (D) so


**Sample B:**

- (E) soe
- (F) sew
- (G) sowe
- (H) soh

- |  |                                    |                                     |
|--|------------------------------------|-------------------------------------|
| 1. <input checked="" type="radio"/> (A) sale | 6. <input type="radio"/> (E) rowd  | 11. <input type="radio"/> (A) yure  |
| <input type="radio"/> (B) sayle              | <input type="radio"/> (F) roud     | <input type="radio"/> (B) you're    |
| <input type="radio"/> (C) saile              | <input type="radio"/> (G) road     | <input type="radio"/> (C) your'e    |
| <input type="radio"/> (D) sayel              | <input type="radio"/> (H) raud     | <input type="radio"/> (D) yowr      |
| 2. <input type="radio"/> (E) sayle           | 7. <input type="radio"/> (A) roed  | 12. <input type="radio"/> (E) thier |
| <input type="radio"/> (F) sail               | <input type="radio"/> (B) wrowd    | <input type="radio"/> (F) thare     |
| <input type="radio"/> (G) cayle              | <input type="radio"/> (C) rowed    | <input type="radio"/> (G) there     |
| <input type="radio"/> (H) sayel              | <input type="radio"/> (D) roud     | <input type="radio"/> (H) theyr'e   |
| 3. <input type="radio"/> (A) beet            | 8. <input type="radio"/> (E) ets   | 13. <input type="radio"/> (A) thier |
| <input type="radio"/> (B) beete              | <input type="radio"/> (F) i'ts     | <input type="radio"/> (B) theyr'e   |
| <input type="radio"/> (C) biet               | <input type="radio"/> (G) its      | <input type="radio"/> (C) thare     |
| <input type="radio"/> (D) beit               | <input type="radio"/> (H) itz      | <input type="radio"/> (D) they're   |
| 4. <input type="radio"/> (E) beete           | 9. <input type="radio"/> (A) itz   | 14. <input type="radio"/> (E) peace |
| <input type="radio"/> (F) beat               | <input type="radio"/> (B) i'ts     | <input type="radio"/> (F) peise     |
| <input type="radio"/> (G) beit               | <input type="radio"/> (C) ets      | <input type="radio"/> (G) peice     |
| <input type="radio"/> (H) biet               | <input type="radio"/> (D) it's     | <input type="radio"/> (H) pease     |
| 5. <input type="radio"/> (A) wroad           | 10. <input type="radio"/> (E) your | 15. <input type="radio"/> (A) peice |
| <input type="radio"/> (B) raud               | <input type="radio"/> (F) yure     | <input type="radio"/> (B) peise     |
| <input type="radio"/> (C) rowd               | <input type="radio"/> (G) your'e   | <input type="radio"/> (C) piece     |
| <input type="radio"/> (D) rode               | <input type="radio"/> (H) yowr     | <input type="radio"/> (D) pease     |

Name \_\_\_\_\_

**Fold back the paper along the dotted line. Use the blanks to write each word as it is read aloud. When you finish the test, unfold the paper. Use the list at the right to correct any spelling mistakes.**



- |                                  |               |
|----------------------------------|---------------|
| 1. _____                         | 1. cell       |
| 2. _____                         | 2. gems       |
| 3. _____                         | 3. age        |
| 4. _____                         | 4. place      |
| 5. _____                         | 5. gyms       |
| 6. _____                         | 6. city       |
| 7. _____                         | 7. cents      |
| 8. _____                         | 8. price      |
| 9. _____                         | 9. space      |
| 10. _____                        | 10. nice      |
| 11. _____                        | 11. giant     |
| 12. _____                        | 12. changes   |
| 13. _____                        | 13. pages     |
| 14. _____                        | 14. gentle    |
| 15. _____                        | 15. message   |
| <b>Review Words</b> 16. _____    | 16. sale      |
| 17. _____                        | 17. rode      |
| 18. _____                        | 18. they're   |
| <b>Challenge Words</b> 19. _____ | 19. giraffe   |
| 20. _____                        | 20. celebrate |

Name \_\_\_\_\_

cell	place	cents	nice	pages
gems	gyms	price	giant	gentle
age	city	space	changes	message

**Find and Circle**

**Circle the spelling words. Then write the spelling words below.**

P P X R A U G E M S  
 R A W C I T Y P L Y  
 I G Z K J D M L D M  
 C E N T S G S A N E  
 E S I V P E C C A S  
 X M C Z A N D E G S  
 K E E X C T O C E A  
 Q F T G E L B E N G  
 C H A N G E S L O E  
 G I A N T S W L R P

- |          |           |           |
|----------|-----------|-----------|
| 1. _____ | 6. _____  | 11. _____ |
| 2. _____ | 7. _____  | 12. _____ |
| 3. _____ | 8. _____  | 13. _____ |
| 4. _____ | 9. _____  | 14. _____ |
| 5. _____ | 10. _____ | 15. _____ |

Name \_\_\_\_\_

cell	place	cents	nice	pages
gems	gyms	price	giant	gentle
age	city	space	changes	message

**Word Sort**

**Write the spelling words that have soft *c* spelled:**

*c*

1. \_\_\_\_\_

*ce*

2. \_\_\_\_\_

5. \_\_\_\_\_

3. \_\_\_\_\_

6. \_\_\_\_\_

4. \_\_\_\_\_

7. \_\_\_\_\_

**Write the spelling words that have soft *g* spelled:**

*g*

8. \_\_\_\_\_

10. \_\_\_\_\_

9. \_\_\_\_\_

11. \_\_\_\_\_

*ge*

12. \_\_\_\_\_

14. \_\_\_\_\_

13. \_\_\_\_\_

15. \_\_\_\_\_

**Rhyme Time**

**Write the spelling word that rhymes with each word below.**

16. face \_\_\_\_\_

19. pity \_\_\_\_\_

17. cages \_\_\_\_\_

20. rims \_\_\_\_\_

18. bell \_\_\_\_\_

Name \_\_\_\_\_

cell	place	cents	nice	pages
gems	gyms	price	giant	gentle
age	city	space	changes	message

**A. It Takes Three****Write a spelling word that goes with the other two words.**

- cost, amount, \_\_\_\_\_
- jewelry, charms, \_\_\_\_\_
- coins, change, \_\_\_\_\_
- town, village, \_\_\_\_\_
- calm, tender, \_\_\_\_\_

**B. Words in Sentences****Write a spelling word to complete each sentence.**

- There are many \_\_\_\_\_ inside a book.
- There was a time when Earth was a cold and frosty \_\_\_\_\_.
- Dinosaurs lived during a different \_\_\_\_\_.
- You get five \_\_\_\_\_ for each bottle you recycle.
- We won't cut down trees to make \_\_\_\_\_ for a mall.
- You must be \_\_\_\_\_ when you pet animals.
- There are \_\_\_\_\_ trees in the redwood forest.
- We had a "Save the Forest" meeting in each of the school \_\_\_\_\_.
- My sister looked at a plant \_\_\_\_\_ under a microscope.
- You cannot put a \_\_\_\_\_ on nature.
- They mine for \_\_\_\_\_ in those old mountains.
- I left a \_\_\_\_\_ on her answering machine.
- The \_\_\_\_\_ of his book were made from recycled paper.
- The \_\_\_\_\_ woman never litters.
- The pollution from the \_\_\_\_\_ is hurting the forest nearby.

Name \_\_\_\_\_

**A. Proofreading**

There are six spelling mistakes in this paragraph. Circle the misspelled words. Write the words correctly on the lines below.

**What You Can Do to Help Save the Planet**

There are several ways to help take care of the nature in your town. Write to your sitti mayor about a pollution problem. This will tell him or her that you are worried about the environment. You can raise money, too. Save your extra sence. Even spare change can help buy a tree. You can then plant it on your street or in a public park. Remember to always be jentl with animals. We all have to share the same natural space. You should be nys to any wildlife you find. Never litter. This only makes the roads and grassy areas dirty. Save your plastic bottles. Buy a ginte can to put them in. When you have enough, take them in for recycling. The most important thing you can do is this: Tell others about keeping our world clean. Pass on this important mesaje to everyone you know.

1. \_\_\_\_\_      3. \_\_\_\_\_      5. \_\_\_\_\_  
2. \_\_\_\_\_      4. \_\_\_\_\_      6. \_\_\_\_\_

**B. Writing Activity**

Write a paragraph about what you can do to help the planet. Use at least three spelling words in your paragraph.

---



---



---



---



---

Name \_\_\_\_\_

Look at the words in each set below. One word in each set is spelled correctly. Look at Sample A. The letter next to the correctly spelled word in Sample A has been shaded in. Do Sample B yourself. Shade the letter of the word that is spelled correctly. When you are sure you know what to do, go on with the rest of the page.

**Sample A:**

- caige
- cage
- caje
- cayj

**Sample B:**


- rice
- ryse
- ryce
- raice

- |                                |                                |                                   |
|--------------------------------|--------------------------------|-----------------------------------|
| 1. <input type="radio"/> sel   | 6. <input type="radio"/> city  | 11. <input type="radio"/> jiant   |
| <input type="radio"/> cell     | <input type="radio"/> sity     | <input type="radio"/> jyant       |
| <input type="radio"/> selle    | <input type="radio"/> citty    | <input type="radio"/> giant       |
| <input type="radio"/> cel      | <input type="radio"/> cety     | <input type="radio"/> gyant       |
| 2. <input type="radio"/> jems  | 7. <input type="radio"/> zents | 12. <input type="radio"/> chanjes |
| <input type="radio"/> jehms    | <input type="radio"/> sence    | <input type="radio"/> chaynjies   |
| <input type="radio"/> gems     | <input type="radio"/> cents    | <input type="radio"/> chainges    |
| <input type="radio"/> gehms    | <input type="radio"/> cense    | <input type="radio"/> changes     |
| 3. <input type="radio"/> aig   | 8. <input type="radio"/> pryce | 13. <input type="radio"/> pages   |
| <input type="radio"/> aje      | <input type="radio"/> price    | <input type="radio"/> pajies      |
| <input type="radio"/> age      | <input type="radio"/> prise    | <input type="radio"/> paygies     |
| <input type="radio"/> adje     | <input type="radio"/> pryse    | <input type="radio"/> paiges      |
| 4. <input type="radio"/> place | 9. <input type="radio"/> spase | 14. <input type="radio"/> jentle  |
| <input type="radio"/> playce   | <input type="radio"/> spaice   | <input type="radio"/> gentle      |
| <input type="radio"/> plase    | <input type="radio"/> spayce   | <input type="radio"/> gentel      |
| <input type="radio"/> plaise   | <input type="radio"/> space    | <input type="radio"/> jentel      |
| 5. <input type="radio"/> jyms  | 10. <input type="radio"/> nyce | 15. <input type="radio"/> mecage  |
| <input type="radio"/> gyms     | <input type="radio"/> nise     | <input type="radio"/> mesadge     |
| <input type="radio"/> jims     | <input type="radio"/> naice    | <input type="radio"/> messej      |
| <input type="radio"/> gims     | <input type="radio"/> nice     | <input type="radio"/> message     |



Name \_\_\_\_\_

**Fold back the paper along the dotted line. Use the blanks to write each word as it is read aloud. When you finish the test, unfold the paper. Use the list at the right to correct any spelling mistakes.**



- 1. \_\_\_\_\_
- 2. \_\_\_\_\_
- 3. \_\_\_\_\_
- 4. \_\_\_\_\_
- 5. \_\_\_\_\_
- 6. \_\_\_\_\_
- 7. \_\_\_\_\_
- 8. \_\_\_\_\_
- 9. \_\_\_\_\_
- 10. \_\_\_\_\_
- 11. \_\_\_\_\_
- 12. \_\_\_\_\_
- 13. \_\_\_\_\_
- 14. \_\_\_\_\_
- 15. \_\_\_\_\_
- 16. \_\_\_\_\_
- 17. \_\_\_\_\_
- 18. \_\_\_\_\_
- 19. \_\_\_\_\_
- 20. \_\_\_\_\_

- 1. airplane
- 2. daytime
- 3. birthday
- 4. daylight
- 5. hairdo
- 6. notebook
- 7. birdhouse
- 8. barefoot
- 9. headlight
- 10. sometime
- 11. someone
- 12. newspaper
- 13. sidewalks
- 14. basketball
- 15. stagecoach
- 16. age
- 17. gentle
- 18. city
- 19. somebody
- 20. handwriting

**Review Words**

**Challenge Words**

Name \_\_\_\_\_

airplane	daylight	birdhouse	sometime	sidewalks
daytime	hairdo	barefoot	someone	basketball
birthday	notebook	headlight	newspaper	stagecoach

**A. Compound Riddles****Join two words from the riddle to make a compound word.**

1. A foot that is bare \_\_\_\_\_
2. The light of the day \_\_\_\_\_
3. Paper where you read the news \_\_\_\_\_
4. The day of your birth \_\_\_\_\_
5. The house of a bird \_\_\_\_\_
6. The way someone will do your hair \_\_\_\_\_
7. Time during the day \_\_\_\_\_
8. A ball you shoot in a basket \_\_\_\_\_
9. A book in which you write a note \_\_\_\_\_
10. Place for walks on the side of the road \_\_\_\_\_

**B. Make a Compound Word****A compound word is made up of two or more smaller words.****Draw lines connecting the words that form other compound words.**

- |           |       |
|-----------|-------|
| 11. some  | coach |
| 12. air   | one   |
| 13. head  | time  |
| 14. some  | plane |
| 15. stage | light |

Name \_\_\_\_\_

airplane	daylight	birdhouse	sometime	sidewalks
daytime	hairdo	barefoot	someone	basketball
birthday	notebook	headlight	newspaper	stagecoach

**A. What's in a Word?**

**Compound words are made up of smaller words. Write the spelling words that have the following words in them.**

1. some \_\_\_\_\_
2. light \_\_\_\_\_
3. time \_\_\_\_\_
4. day \_\_\_\_\_

**B. Order Please!**

**Write each group of spelling words in alphabetical order.**

birdhouse, airplane, basketball,  
barefoot, birthday

notebook, hairdo, newspaper,  
headlight, daytime

- |          |           |
|----------|-----------|
| 5. _____ | 14. _____ |
| 6. _____ | 15. _____ |
| 7. _____ | 16. _____ |
| 8. _____ | 17. _____ |
| 9. _____ | 18. _____ |

someone, sometime, sidewalks, stagecoach

- |           |           |
|-----------|-----------|
| 10. _____ | 12. _____ |
| 11. _____ | 13. _____ |

Name \_\_\_\_\_

airplane	daylight	birdhouse	sometime	sidewalks
daytime	hairdo	barefoot	someone	basketball
birthday	notebook	headlight	newspaper	stagecoach

**A. What's the Word?****Complete each sentence with a spelling word.**

1. My brother delivers the \_\_\_\_\_ on our street to make money.
2. I wish \_\_\_\_\_ would hire me.
3. Put on your shoes. You can't go to work \_\_\_\_\_.
4. Before \_\_\_\_\_, my father has gone to the office.
5. The woman needed a \_\_\_\_\_ before her party.
6. Write down your ideas in a \_\_\_\_\_ so you do not forget them.
7. The car's \_\_\_\_\_ was not working.
8. The \_\_\_\_\_ of the town were full of people shopping.
9. The store sells shoes for kids who play soccer, baseball, and \_\_\_\_\_.
10. She works at night because she is too busy during the \_\_\_\_\_.
11. My \_\_\_\_\_ is a day that I stay home from work and relax.
12. I would like to open my own business \_\_\_\_\_ in the future.

**B. Where Would It Be?****Write the spelling word that would most likely be found in each of these places.**

13. in the backyard \_\_\_\_\_
14. at an airport \_\_\_\_\_
15. in a movie about the old West \_\_\_\_\_

Name \_\_\_\_\_

**A. Proofreading**

**There are six spelling mistakes in the letter. Circle the misspelled words. Write the words correctly on the lines below.**

Dear Mr. Taylor,

I am writing to you for some advice on a business idea I had. I read about your sports store in the nuespapper. You seem like sumone who could help me.

I had the idea one day while I was walking home. My feet were hurting because I had been playing basckettebal bearfoot. My idea was to create a mailing list of customers. With each name, you could also list the person's burthdea. Your store could use the list to send letters reminding your customers to buy a new pair of shoes. You could even include a coupon! Maybe you could sell the list to different stores in town. The barber shop could send a coupon for a haredoe.

What do you think? If you are interested, please write to me.

Regards,  
Josh Curtain

1. \_\_\_\_\_

4. \_\_\_\_\_

2. \_\_\_\_\_

5. \_\_\_\_\_

3. \_\_\_\_\_

6. \_\_\_\_\_

**B. Writing Activity**

**Write a paragraph describing a business you would like to start. Use at least four spelling words in your description.**

---



---



---



---

Name \_\_\_\_\_

Look at the words in each set below. One word in each set is spelled correctly. Look at Sample A. The letter next to the correctly spelled word in Sample A has been shaded in. Do Sample B yourself. Shade the letter of the word that is spelled correctly. When you are sure you know what to do, go on with the rest of the page.

**Sample A:**

- Ⓐ without
- Ⓑ wittout
- Ⓒ without
- Ⓓ wethout

**Sample B:**

- Ⓔ owtside
- Ⓕ outsighted
- Ⓖ ootside
- Ⓗ outside

1. Ⓐ areplain  
Ⓑ airplane  
Ⓒ airplain  
Ⓓ errplane

6. Ⓔ knotebook  
Ⓕ nootbook  
Ⓖ notebook  
Ⓗ notbook

11. Ⓐ someone  
Ⓑ sumwon  
Ⓒ somewon  
Ⓓ somewan

2. Ⓔ daytime  
Ⓕ daytyme  
Ⓖ daitime  
Ⓗ daytim

7. Ⓐ birdhause  
Ⓑ birdhaus  
Ⓒ birdhous  
Ⓓ birdhouse

12. Ⓔ newspaper  
Ⓕ newspaper  
Ⓖ newspapper  
Ⓗ knewspaper

3. Ⓐ birthdai  
Ⓑ birtday  
Ⓒ birthday  
Ⓓ berthday

8. Ⓔ barefut  
Ⓕ barefoot  
Ⓖ baerfoot  
Ⓗ bairfoot

13. Ⓐ sidewoks  
Ⓑ sidewalks  
Ⓒ sydewalkes  
Ⓓ sidewaulks

4. Ⓔ daylite  
Ⓕ daelyte  
Ⓖ daylight  
Ⓗ deylight

9. Ⓐ headlite  
Ⓑ hedlight  
Ⓒ headlyte  
Ⓓ headlight

14. Ⓔ basketbull  
Ⓕ basketbal  
Ⓖ basketbol  
Ⓗ basketball


5. Ⓐ hairdo  
Ⓑ hayredo  
Ⓒ haredo  
Ⓓ herrdo

10. Ⓔ soumtime  
Ⓕ sometime  
Ⓖ sumtime  
Ⓗ sometyme

15. Ⓐ stagcoche  
Ⓑ stajcoach  
Ⓒ stagecoah  
Ⓓ stagecoach

Name \_\_\_\_\_

**Fold back the paper along the dotted line. Use the blanks to write each word as it is read aloud. When you finish the test, unfold the paper. Use the list at the right to correct any spelling mistakes.**



1. \_\_\_\_\_
2. \_\_\_\_\_
3. \_\_\_\_\_
4. \_\_\_\_\_
5. \_\_\_\_\_
6. \_\_\_\_\_
7. \_\_\_\_\_
8. \_\_\_\_\_
9. \_\_\_\_\_
10. \_\_\_\_\_
11. \_\_\_\_\_
12. \_\_\_\_\_
13. \_\_\_\_\_
14. \_\_\_\_\_
15. \_\_\_\_\_
- Review Words** 16. \_\_\_\_\_
17. \_\_\_\_\_
18. \_\_\_\_\_
- Challenge Words** 19. \_\_\_\_\_
20. \_\_\_\_\_

1. tries
2. tried
3. trying
4. dries
5. dried
6. drying
7. hurries
8. hurried
9. hurrying
10. studies
11. studied
12. studying
13. plays
14. played
15. playing
16. birthday
17. birdhouse
18. someone
19. obeyed
20. worrying

Name \_\_\_\_\_

tries	dries	hurries	studies	plays
tried	dried	hurried	studied	played
trying	drying	hurrying	studying	playing

**Find and Circle**

**Circle the spelling words. Then write the words below.**

T R Y I N G E H B V X M  
 X E R Q P Y T U J H H H  
 S T U D I E D R Z N U J  
 T R I E S R R R U E R F  
 P I V Q U Y I I Y D R S  
 U E D W N H E E G R Y S  
 J D S E B M S D D Y I T  
 P L A Y E D J K R I N U  
 L O P W P L A Y I N G D  
 A H U R R I E S E G P I  
 Y X V D J F M W D A Q E  
 S T U D Y I N G S C Y S

- |          |           |           |
|----------|-----------|-----------|
| 1. _____ | 6. _____  | 11. _____ |
| 2. _____ | 7. _____  | 12. _____ |
| 3. _____ | 8. _____  | 13. _____ |
| 4. _____ | 9. _____  | 14. _____ |
| 5. _____ | 10. _____ | 15. _____ |



Name \_\_\_\_\_

tries	dries	hurries	studies	plays
tried	dried	hurried	studied	played
trying	drying	hurrying	studying	playing

**A. Pattern Power!**

Write the spelling words that have one syllable.

1. \_\_\_\_\_ 3. \_\_\_\_\_ 5. \_\_\_\_\_  
 2. \_\_\_\_\_ 4. \_\_\_\_\_ 6. \_\_\_\_\_

Write the spelling words that have two syllables.

7. \_\_\_\_\_ 10. \_\_\_\_\_ 12. \_\_\_\_\_  
 8. \_\_\_\_\_ 11. \_\_\_\_\_ 13. \_\_\_\_\_  
 9. \_\_\_\_\_

Write the spelling words that have three syllables.

14. \_\_\_\_\_  
 15. \_\_\_\_\_

**B. Rhyme Time**

Write a spelling word that rhymes with each of these words.

16. eyes \_\_\_\_\_  
 17. trade \_\_\_\_\_  
 18. worrying \_\_\_\_\_  
 19. buddies \_\_\_\_\_  
 20. flying \_\_\_\_\_

Name \_\_\_\_\_

tries	dries	hurries	studies	plays
tried	dried	hurried	studied	played
trying	drying	hurrying	studying	playing

**A. What's the Word?****Complete each sentence with a spelling word.**

- The baseball player \_\_\_\_\_ to get to first base.
- After school she dances to music and \_\_\_\_\_ volleyball with friends.
- I \_\_\_\_\_ hard for the test, so I hope I did well.
- We were all \_\_\_\_\_ to win the race.
- The socks that were \_\_\_\_\_ on the line were blowing in the wind.
- The children \_\_\_\_\_ in the backyard after lunch.
- The teacher was hoping that the students were \_\_\_\_\_.
- The cat \_\_\_\_\_ to climb the tree, but she could not do it.
- Gretel was dropping crumbs while \_\_\_\_\_ down the path.
- The machine \_\_\_\_\_ the clothes by blowing air on them.

**B. Find the Base Words****Write the base word of each spelling word.**

- |                   |                   |
|-------------------|-------------------|
| 11. tries _____   | 14. hurries _____ |
| 12. playing _____ | 15. dried _____   |
| 13. studies _____ |                   |

Name \_\_\_\_\_

**A. There are six spelling mistakes in this paragraph. Circle the misspelled words. Write the words correctly on the lines below.**

Our class is studieing dances performed by people around the world. People dance for many reasons: to celebrate good things, to welcome visitors, or just to have fun.

We watched videos of children who were plaing and dancing with their friends. They tried to jump as high and spin as fast as they could. It looked like fun!

I like to dance, too. I take ballet lessons. I am almost always late for class. Sometimes my tights have not dried out from being washed. Other times I am hurrieing to finish my homework. My sister studys tap dancing. When I get older, I will learn other kinds of dancing too.

I know why people all over the world dance. It's fun and it's good exercise!

1. \_\_\_\_\_

4. \_\_\_\_\_

2. \_\_\_\_\_

5. \_\_\_\_\_

3. \_\_\_\_\_

6. \_\_\_\_\_

**B. Writing Activity**

**Imagine that you are the coach of a soccer team. Write the speech that you would give your players before the big game. Use at least four spelling words in your description.**

---



---



---



---



---

Name \_\_\_\_\_

Look at the words in each set below. One word in each set is spelled correctly. Look at Sample A. The letter next to the correctly spelled word in Sample A has been shaded in. Do Sample B yourself. Shade the letter of the word that is spelled correctly. When you are sure you know what to do, go on with the rest of the page.

**Sample A:**

- Ⓐ cryed
- Ⓑ cried
- Ⓒ cride
- Ⓓ creid

**Sample B:**

- Ⓔ crys
- Ⓕ chries
- Ⓖ crise
- Ⓗ cries

- 1. Ⓐ trize
- Ⓑ tries
- Ⓒ trys
- Ⓓ treis

- 6. Ⓔ driing
- Ⓕ drieing
- Ⓖ drying
- Ⓗ dring

- 11. Ⓐ studyed
- Ⓑ studied
- Ⓒ studdied
- Ⓓ studeed

- 2. Ⓔ tryed
- Ⓕ tride
- Ⓖ tryd
- Ⓗ tried

- 7. Ⓐ hurrees
- Ⓑ hurrys
- Ⓒ hurries
- Ⓓ huries

- 12. Ⓔ studing
- Ⓕ studieing
- Ⓖ studeeing
- Ⓗ studying

- 3. Ⓐ trying
- Ⓑ trian
- Ⓒ treyeing
- Ⓓ triying

- 8. Ⓔ hurried
- Ⓕ hureed
- Ⓖ hurried
- Ⓗ hurried

- 13. Ⓐ plaze
- Ⓑ plays
- Ⓒ plaise
- Ⓓ plais

- 4. Ⓔ drys
- Ⓕ dryes
- Ⓖ drize
- Ⓗ dries

- 9. Ⓐ hurriing
- Ⓑ hurrying
- Ⓒ hurryin
- Ⓓ herrying

- 14. Ⓔ plaide
- Ⓕ playde
- Ⓖ playd
- Ⓗ played


- 5. Ⓐ dried
- Ⓑ dreid
- Ⓒ dried
- Ⓓ dride

- 10. Ⓔ studies
- Ⓕ studyes
- Ⓖ studys
- Ⓗ studees

- 15. Ⓐ playing
- Ⓑ plaing
- Ⓒ plaeng
- Ⓓ playeing

Name \_\_\_\_\_

**Fold back the paper along the dotted line. Use the blanks to write each word as it is read aloud. When you finish the test, unfold the paper. Use the list at the right to correct any spelling mistakes.**



- |                                  |              |
|----------------------------------|--------------|
| 1. _____                         | 1. basket    |
| 2. _____                         | 2. rabbit    |
| 3. _____                         | 3. napkin    |
| 4. _____                         | 4. letter    |
| 5. _____                         | 5. invite    |
| 6. _____                         | 6. bedtime   |
| 7. _____                         | 7. mammal    |
| 8. _____                         | 8. number    |
| 9. _____                         | 9. fellow    |
| 10. _____                        | 10. chapter  |
| 11. _____                        | 11. follow   |
| 12. _____                        | 12. problem  |
| 13. _____                        | 13. chicken  |
| 14. _____                        | 14. butter   |
| 15. _____                        | 15. Sunday   |
| <b>Review Words</b> 16. _____    | 16. tried    |
| 17. _____                        | 17. studies  |
| 18. _____                        | 18. drying   |
| <b>Challenge Words</b> 19. _____ | 19. splendid |
| 20. _____                        | 20. complete |

Name \_\_\_\_\_

basket	letter	mammal	chapter	chicken
rabbit	invite	number	follow	butter
napkin	bedtime	fellow	problem	Sunday

**A. Circle the Rhyming Word**

Circle the word in each row that rhymes with the word in dark type.

<b>1. swallow</b>	fellow	follow	swell
<b>2. better</b>	letter	ladder	batter
<b>3. flutter</b>	chapter	flatter	butter
<b>4. yellow</b>	fellow	yelled	follow
<b>5. polite</b>	police	invite	polish
<b>6. camel</b>	mammal	maple	manage
<b>7. habit</b>	bedtime	rather	rabbit
<b>8. Monday</b>	birthday	today	Sunday

**B. Write the Word**

Write the spelling words. Then draw a line between the syllables.

- |          |           |           |
|----------|-----------|-----------|
| 1. _____ | 6. _____  | 11. _____ |
| 2. _____ | 7. _____  | 12. _____ |
| 3. _____ | 8. _____  | 13. _____ |
| 4. _____ | 9. _____  | 14. _____ |
| 5. _____ | 10. _____ | 15. _____ |

Name \_\_\_\_\_

basket	letter	mammal	chapter	chicken
rabbit	invite	number	follow	butter
napkin	bedtime	fellow	problem	Sunday

**A. Pattern Power!**

Write the spelling words with these spelling patterns.

*ll*

1. \_\_\_\_\_

2. \_\_\_\_\_

*tt*

4. \_\_\_\_\_

5. \_\_\_\_\_

*mm*

3. \_\_\_\_\_

*bb*

6. \_\_\_\_\_

**B. Order Please!**

Write each group of spelling words in alphabetical order.

basket, chicken, chapter, bedtime

7. \_\_\_\_\_

9. \_\_\_\_\_

8. \_\_\_\_\_

10. \_\_\_\_\_

invite, problem, Sunday, number, napkin

11. \_\_\_\_\_

12. \_\_\_\_\_

13. \_\_\_\_\_

14. \_\_\_\_\_

15. \_\_\_\_\_

Name \_\_\_\_\_

Spelling:  
Closed Syllables

basket	letter	mammal	chapter	chicken
rabbit	invite	number	follow	butter
napkin	bedtime	fellow	problem	Sunday

**A. What's the Word?****Complete each sentence with a spelling word.**

1. The nurse brought the sick man soup and bread with \_\_\_\_\_.
2. The police officers' awards dinner will be on \_\_\_\_\_ night.
3. The next \_\_\_\_\_ of the book is about firefighters.
4. My mom rescued my pet \_\_\_\_\_ from a neighborhood dog.
5. Officer Dan is a wonderful father and a good \_\_\_\_\_.
6. When you have a \_\_\_\_\_, ask your parents for help.
7. Will you \_\_\_\_\_ your friend to the firehouse fundraiser?
8. \_\_\_\_\_ the police officer to safety.
9. They delivered a \_\_\_\_\_ of fruit to the firefighters who saved them.
10. I wrote a \_\_\_\_\_ to her because she is my hero.

**B. It Takes Three****Write a spelling word that goes with the other two words.**

11. reptile, bird, \_\_\_\_\_
12. fork, placemat, \_\_\_\_\_
13. letter, symbol, \_\_\_\_\_
14. pig, cow, \_\_\_\_\_
15. lunchtime, daytime, \_\_\_\_\_



Name \_\_\_\_\_

**A. There are six spelling mistakes in this story. Circle the misspelled words. Write the words correctly on the lines below.**

### The Great Rescue

One Sunday afternoon my family went on a picnic. My mother packed our lunch in a big bascett. We found a shady spot under a tree and ate fried chikin and bread with bauter.

After lunch, my sister and I took a canoe out on the lake. We were drifting along when suddenly my sister screamed. I looked over to see what the problime was. There was a hole in the bottom of the boat. The canoe was filling up with water.

Luckily, our parents saw us and ran for help. Another person, who was also on a picnic, said he would help. This fine fello swam out to the canoe with two life jackets. He held out a rope for us to grab onto, and then he dragged us to shore. He was our hero!

It was an exciting end to an almost peaceful picnic.

1. \_\_\_\_\_

4. \_\_\_\_\_

2. \_\_\_\_\_

5. \_\_\_\_\_

3. \_\_\_\_\_

6. \_\_\_\_\_

### B. Writing Activity

**Imagine that you are on a picnic and something unexpected happens. Who steps in to help you? Write a short story about it, using at least four spelling words.**

---



---



---



---



---

Name \_\_\_\_\_

Look at the words in each set below. One word in each set is spelled correctly. Look at Sample A. The letter next to the correctly spelled word in Sample A has been shaded in. Do Sample B yourself. Shade the letter of the word that is spelled correctly. When you are sure you know what to do, go on with the rest of the page.

**Sample A:**

- (A) ento
- (B) intoo
- (C) into
- (D) intue


**Sample B:**

- (E) daddy
- (F) daddie
- (G) dady
- (H) dadie

- |                |                 |                 |
|----------------|-----------------|-----------------|
| 1. (A) basket  | 6. (E) bedtim   | 11. (A) folow   |
| (B) bakset     | (F) bedtime     | (B) follo       |
| (C) baseket    | (G) beddtime    | (C) follow      |
| (D) basskit    | (H) beadtime    | (D) falow       |
| 2. (E) rabbit  | 7. (A) mamal    | 12. (E) probem  |
| (F) rabit      | (B) mammel      | (F) problum     |
| (G) rabbet     | (C) mammal      | (G) problem     |
| (H) rabet      | (D) mamul       | (H) probem      |
| 3. (A) nappkin | 8. (E) nummer   | 13. (A) chicken |
| (B) napkin     | (F) numer       | (B) chiken      |
| (C) napekin    | (G) numbur      | (C) chiccen     |
| (D) napkine    | (H) number      | (D) chickn      |
| 4. (E) leter   | 9. (A) felow    | 14. (E) buter   |
| (F) lettar     | (B) fellow      | (F) butter      |
| (G) letar      | (C) felou       | (G) buttar      |
| (H) letter     | (D) felloou     | (H) butor       |
| 5. (A) invite  | 10. (E) chapper | 15. (A) Senday  |
| (B) envite     | (F) chapter     | (B) Sundai      |
| (C) invit      | (G) chatper     | (C) Sudnay      |
| (D) inevite    | (H) chapter     | (D) Sunday      |

Name \_\_\_\_\_

**Fold back the paper along the dotted line. Use the blanks to write each word as it is read aloud. When you finish the test, unfold the paper. Use the list at the right to correct any spelling mistakes.**



- |                                  |              |
|----------------------------------|--------------|
| 1. _____                         | 1. names     |
| 2. _____                         | 2. named     |
| 3. _____                         | 3. naming    |
| 4. _____                         | 4. hopes     |
| 5. _____                         | 5. hoped     |
| 6. _____                         | 6. hoping    |
| 7. _____                         | 7. dances    |
| 8. _____                         | 8. danced    |
| 9. _____                         | 9. dancing   |
| 10. _____                        | 10. drops    |
| 11. _____                        | 11. dropped  |
| 12. _____                        | 12. dropping |
| 13. _____                        | 13. wraps    |
| 14. _____                        | 14. wrapped  |
| 15. _____                        | 15. wrapping |
| <b>Review Words</b> 16. _____    | 16. chapter  |
| 17. _____                        | 17. number   |
| 18. _____                        | 18. problem  |
| <b>Challenge Words</b> 19. _____ | 19. driving  |
| 20. _____                        | 20. traded   |

Name \_\_\_\_\_

names	hopes	dances	drops	wraps
named	hoped	danced	dropped	wrapped
naming	hoping	dancing	dropping	wrapping

**A. Put an X on the word that does not fit the pattern in each row.**

- |            |          |         |           |
|------------|----------|---------|-----------|
| 1. named   | jumped   | grabbed | stirs     |
| 2. wrapped | wraps    | lined   | hurried   |
| 3. lives   | hopes    | gives   | giving    |
| 4. drop    | dropping | playing | wrapping  |
| 5. dances  | dancing  | hoping  | running   |
| 6. naming  | shake    | shaking | splitting |
| 7. dropped | wrapped  | hope    | hoped     |
| 8. wraps   | names    | dances  | play      |
| 9. digging | forgets  | naming  | losing    |
| 10. wrap   | hoped    | stopped | mopped    |

**B. Combine the words with the endings.**

11. hope + s \_\_\_\_\_
12. wrap + ing \_\_\_\_\_
13. drop + ed \_\_\_\_\_
14. dance + ing \_\_\_\_\_
15. name + ed \_\_\_\_\_

Name \_\_\_\_\_

names	hopes	dances	drops	wraps
named	hoped	danced	dropped	wrapped
naming	hoping	dancing	dropping	wrapping

**Pattern Power!**

Write the spelling words that show what you do before adding *-ed* or *-ing*.

**drop e and add *-ed***

1. \_\_\_\_\_

2. \_\_\_\_\_

3. \_\_\_\_\_

**drop e and add *-ing***

6. \_\_\_\_\_

7. \_\_\_\_\_

8. \_\_\_\_\_

**double final consonant  
and add *-ed***

4. \_\_\_\_\_

5. \_\_\_\_\_

**double final consonant  
and add *-ing***

9. \_\_\_\_\_

10. \_\_\_\_\_

**Rhyme Time**

Write a spelling word that rhymes with each of these words.

11. stops \_\_\_\_\_

12. ropes \_\_\_\_\_

13. maps \_\_\_\_\_

14. games \_\_\_\_\_

15. chances \_\_\_\_\_

Name \_\_\_\_\_

names	hopes	dances	drops	wraps
named	hoped	danced	dropped	wrapped
naming	hoping	dancing	dropping	wrapping

**What's the Word?****Complete each sentence with a spelling word.**

1. She was \_\_\_\_\_ woman of the year for her good work.
2. The people \_\_\_\_\_ and sang for joy.
3. The mother was so happy that a tear \_\_\_\_\_ from her eye.
4. The child \_\_\_\_\_ to go to college in the future.
5. I \_\_\_\_\_ to spend a year helping others.
6. My brother \_\_\_\_\_ up sandwiches to give to the homeless.
7. The girl sings and \_\_\_\_\_ to get parts in musicals.
8. The group \_\_\_\_\_ one winner of the service award each week.
9. When Dad \_\_\_\_\_ you off at school, go right inside.
10. We \_\_\_\_\_ the food up for the soup kitchen.

**Find the Base Words****Write the base word of each -ing word.**

11. naming \_\_\_\_\_
12. wrapping \_\_\_\_\_
13. dancing \_\_\_\_\_
14. dropping \_\_\_\_\_
15. hoping \_\_\_\_\_

Name \_\_\_\_\_

**A. There are six spelling mistakes in the speech below. Circle the misspelled words. Write the words correctly on the lines below.**

Welcome, students, parents, and teachers, to this assembly!

This year our school is giving an award to the student who has done the most to help others. One student has shown us that it does not matter what you are naimmed or where you live. Everyone can find ways to help others.

She hoops to be a role model for other students. Her actions prove that even small things can make a difference. Our winner spent time dropping food off at a soup kitchen with her family and wrapping small gifts for people in a nursing home. She has also shared her talents with others, danceing in performances at a local hospital.

For all these reasons and more, we are nameing Susan Harper our student of the year!

1. \_\_\_\_\_

4. \_\_\_\_\_

2. \_\_\_\_\_

5. \_\_\_\_\_

3. \_\_\_\_\_

6. \_\_\_\_\_

**B. Writing Activity**

**Write a paragraph about how you could use your talents to help others. Use at least four spelling words in your description.**

---



---



---



---



---

Name \_\_\_\_\_

Look at the words in each set below. One word in each set is spelled correctly. Look at Sample A. The letter next to the correctly spelled word in Sample A has been shaded in. Do Sample B yourself. Shade the letter of the word that is spelled correctly. When you are sure you know what to do, go on with the rest of the page.

**Sample A:**

- Ⓐ skips
- Ⓑ skipse
- Ⓒ skeps
- Ⓓ skipce

**Sample B:**

- Ⓔ hoppet
- Ⓕ hopped
- Ⓖ hoppt
- Ⓗ haupped

1. Ⓐ naimes  
Ⓑ naimz  
Ⓒ namses  
Ⓓ names

6. Ⓔ hauping  
Ⓕ hopin  
Ⓖ hoping  
Ⓗ hoppin

11. Ⓐ draupt  
Ⓑ drawpt  
Ⓒ dropped  
Ⓓ droped

2. Ⓔ named  
Ⓕ naimed  
Ⓖ naimd  
Ⓗ naymd

7. Ⓐ dances  
Ⓑ danses  
Ⓒ dancis  
Ⓓ dansis

12. Ⓔ draupin  
Ⓕ dropping  
Ⓖ droppin  
Ⓗ droppinge

3. Ⓐ namin  
Ⓑ naiming  
Ⓒ nameing  
Ⓓ naming

8. Ⓔ dansed  
Ⓕ dancd  
Ⓖ danst  
Ⓗ danced

13. Ⓐ rapse  
Ⓑ wrapse  
Ⓒ rapps  
Ⓓ wraps

4. Ⓔ haups  
Ⓕ haupes  
Ⓖ hopes  
Ⓗ hopps

9. Ⓐ dancing  
Ⓑ dansing  
Ⓒ dancign  
Ⓓ dancin

14. Ⓔ rappt  
Ⓕ wrappt  
Ⓖ wrapt  
Ⓗ wrapped

5. Ⓐ haupt  
Ⓑ hoped  
Ⓒ hauped  
Ⓓ howpt


10. Ⓔ drawps  
Ⓕ drops  
Ⓖ draups  
Ⓗ dropes

15. Ⓐ wrapping  
Ⓑ rappin  
Ⓒ wrappin  
Ⓓ wrappen



Name \_\_\_\_\_

**Fold back the paper along the dotted line. Use the blanks to write each word as it is read aloud. When you finish the test, unfold the paper. Use the list at the right to correct any spelling mistakes.**



- 1. \_\_\_\_\_
- 2. \_\_\_\_\_
- 3. \_\_\_\_\_
- 4. \_\_\_\_\_
- 5. \_\_\_\_\_
- 6. \_\_\_\_\_
- 7. \_\_\_\_\_
- 8. \_\_\_\_\_
- 9. \_\_\_\_\_
- 10. \_\_\_\_\_
- 11. \_\_\_\_\_
- 12. \_\_\_\_\_
- 13. \_\_\_\_\_
- 14. \_\_\_\_\_
- 15. \_\_\_\_\_
- 16. \_\_\_\_\_
- 17. \_\_\_\_\_
- 18. \_\_\_\_\_
- 19. \_\_\_\_\_
- 20. \_\_\_\_\_

- 1. pilot
- 2. diner
- 3. tiger
- 4. favor
- 5. lemon
- 6. planet
- 7. model
- 8. shady
- 9. robot
- 10. tiny
- 11. label
- 12. cozy
- 13. silent
- 14. spider
- 15. frozen
- 16. named
- 17. dropping
- 18. traded
- 19. melon
- 20. stomach

**Review Words**

**Challenge Words**

Name \_\_\_\_\_

pilot  
diner  
tiger

favor  
lemon  
planet

model  
shady  
robot

tiny  
label  
cozy

silent  
spider  
frozen

## Find and Circle

Circle the spelling words. Then write the words below.

S	P	I	D	E	R	C	O	Z	Y
Z	G	W	E	M	O	D	E	L	G
X	Q	P	O	B	B	H	J	U	T
F	N	F	C	V	O	V	F	J	I
P	L	A	N	E	T	N	T	R	G
I	A	V	T	L	Y	K	I	L	E
L	B	O	F	R	D	I	N	E	R
O	E	R	S	H	A	D	Y	M	E
T	L	S	I	L	E	N	T	O	F
U	O	P	F	R	O	Z	E	N	X

1. \_\_\_\_\_
2. \_\_\_\_\_
3. \_\_\_\_\_
4. \_\_\_\_\_
5. \_\_\_\_\_
6. \_\_\_\_\_
7. \_\_\_\_\_
8. \_\_\_\_\_
9. \_\_\_\_\_
10. \_\_\_\_\_
11. \_\_\_\_\_
12. \_\_\_\_\_
13. \_\_\_\_\_
14. \_\_\_\_\_
15. \_\_\_\_\_

Name \_\_\_\_\_

pilot	favor	model	tiny	silent
diner	lemon	shady	label	spider
tiger	planet	robot	cozy	frozen

**A. Rhyme Time**

Write the spelling word that rhymes with each word below.

- |                 |                |
|-----------------|----------------|
| 1. chosen _____ | 4. lady _____  |
| 2. table _____  | 5. nosy _____  |
| 3. flavor _____ | 6. rider _____ |

**B. Syllable Patterns**

How a word is divided into syllables may depend on whether the vowel in the first part of the word is long or short. If the first syllable has a short vowel sound, it is usually divided after the consonant. If the first syllable has a long vowel sound, it is usually divided after the vowel. Divide each spelling word into syllables.

7. pilot \_\_\_\_\_
8. planet \_\_\_\_\_
9. robot \_\_\_\_\_
10. model \_\_\_\_\_
11. diner \_\_\_\_\_
12. silent \_\_\_\_\_
13. tiger \_\_\_\_\_
14. lemon \_\_\_\_\_
15. tiny \_\_\_\_\_

Name \_\_\_\_\_

pilot	favor	model	tiny	silent
diner	lemon	shady	label	spider
tiger	planet	robot	cozy	frozen

**A. What's the Word?****Complete each sentence with a spelling word.**

1. The black \_\_\_\_\_ was spinning a new web.
2. The large, \_\_\_\_\_ oak tree is home to many animals.
3. The Bengal \_\_\_\_\_, which is a kind of large cat, lives in India.
4. Birds build nests on every part of the \_\_\_\_\_ Earth.
5. Many fish live beneath the surface of a \_\_\_\_\_ pond.
6. The black bear slept in his \_\_\_\_\_, warm den all winter.
7. It takes many \_\_\_\_\_ ants to build an anthill.
8. Bugs were living in the \_\_\_\_\_ tree and eating the sour fruit.
9. The owl was as \_\_\_\_\_ as a mouse as she landed in her nest.
10. I made a clay \_\_\_\_\_ of a beehive for my science project.

**B. Define It!****Write the spelling word that has the same meaning as each word or phrase below.**

11. A tag \_\_\_\_\_
12. A machine that looks like a person \_\_\_\_\_
13. A small restaurant \_\_\_\_\_
14. Special help given to a friend \_\_\_\_\_
15. A person who steers a plane \_\_\_\_\_

Name \_\_\_\_\_

**A. Proofreading**

**There are six spelling mistakes in this report. Circle the misspelled words. Write the words correctly on the lines below.**

**King of the Jungle**

Some people think that the lion is the king of the jungle, but lions do not even live in jungles. The real king of the jungle is the tigger!

I did a report on these large cats. Here are a few things I learned. These animals live in Asia, not in Africa, as many people think. They are tiene when they are born, only two or three pounds, but they grow fast. The biggest one on the plannett weighs more than 1,000 pounds! Because they live alone, they can be siellent as they walk through the shadey forest looking for food.

The next time someone calls a lion the king of the jungle, do me a faiver, and tell them the truth!

1. \_\_\_\_\_

4. \_\_\_\_\_

2. \_\_\_\_\_

5. \_\_\_\_\_

3. \_\_\_\_\_

6. \_\_\_\_\_

**B. Writing Activity**

**Imagine that you are an insect living in your backyard. Write a paragraph describing something about your life in this backyard home. Use at least four spelling words in your description.**

---



---



---



---



---

Name \_\_\_\_\_

Look at the words in each set below. One word in each set is spelled correctly. Look at Sample A. The letter next to the correctly spelled word in Sample A has been shaded in. Do Sample B yourself. Shade the letter of the word that is spelled correctly. When you are sure you know what to do, go on with the rest of the page.

**Sample A:**

- Ⓐ wagon
- Ⓑ wagen
- Ⓒ waggon
- Ⓓ waggen


**Sample B:**

- Ⓔ pallace
- Ⓕ pallase
- Ⓖ palase
- Ⓗ palace

- |             |             |               |
|-------------|-------------|---------------|
| 1. Ⓐ pilote | 6. Ⓔ planet | 11. Ⓐ labbel  |
| Ⓑ pilot     | Ⓕ plannet   | Ⓑ labil       |
| Ⓒ pillot    | Ⓖ planit    | Ⓒ label       |
| Ⓓ pielot    | Ⓗ plannit   | Ⓓ labul       |
| 2. Ⓔ dinar  | 7. Ⓐ modell | 12. Ⓔ cozy    |
| Ⓕ dinnar    | Ⓑ model     | Ⓕ cozie       |
| Ⓖ dyner     | Ⓒ moddel    | Ⓖ cosie       |
| Ⓗ diner     | Ⓓ modul     | Ⓗ cozy        |
| 3. Ⓐ tiger  | 8. Ⓔ shadey | 13. Ⓐ silente |
| Ⓑ tigger    | Ⓕ shadie    | Ⓑ silent      |
| Ⓒ tyger     | Ⓖ shady     | Ⓒ sillent     |
| Ⓓ tiggur    | Ⓗ shadee    | Ⓓ silant      |
| 4. Ⓔ favur  | 9. Ⓐ robbut | 14. Ⓔ spidur  |
| Ⓕ favvor    | Ⓑ robat     | Ⓕ spiddar     |
| Ⓖ favor     | Ⓒ robot     | Ⓖ spider      |
| Ⓗ favore    | Ⓓ robbat    | Ⓗ spidder     |
| 5. Ⓐ lemone | 10. Ⓔ tinee | 15. Ⓐ frozen  |
| Ⓑ lemon     | Ⓕ tinnie    | Ⓑ frowzen     |
| Ⓒ lemmon    | Ⓖ tiney     | Ⓒ frausen     |
| Ⓓ lemmin    | Ⓗ tiny      | Ⓓ frauzen     |

Name \_\_\_\_\_

**Fold back the paper along the dotted line. Use the blanks to write each word as it is read aloud. When you finish the test, unfold the paper. Use the list at the right to correct any spelling mistakes.**



1. \_\_\_\_\_
2. \_\_\_\_\_
3. \_\_\_\_\_
4. \_\_\_\_\_
5. \_\_\_\_\_
6. \_\_\_\_\_
7. \_\_\_\_\_
8. \_\_\_\_\_
9. \_\_\_\_\_
10. \_\_\_\_\_
11. \_\_\_\_\_
12. \_\_\_\_\_
13. \_\_\_\_\_
14. \_\_\_\_\_
15. \_\_\_\_\_
- Review Words** 16. \_\_\_\_\_
17. \_\_\_\_\_
18. \_\_\_\_\_
- Challenge Words** 19. \_\_\_\_\_
20. \_\_\_\_\_

1. untied
2. repay
3. disagree
4. preheat
5. unafraid
6. return
7. preschool
8. dislike
9. disappear
10. resell
11. precook
12. prepay
13. unbeaten
14. reprint
15. unwrap
16. tiger
17. planet
18. spider
19. unlucky
20. recover

Name \_\_\_\_\_

untied	preheat	preschool	resell	unbeaten
repay	unafraid	dislike	precook	reprint
disagree	return	disappear	prepay	unwrap

**Find and Circle**

**Circle the hidden spelling words. Then write the words below.**

D I S A P P E A R U  
 I U X U R R R X E N  
 S N Z N E E E D P A  
 A T K W P S T I R F  
 G I Q R A C U S I R  
 R E P A Y H R L N A  
 E D Q P Z O N I T I  
 E P R E C O O K Q D  
 R E S E L L K E X Z  
 U N B E A T E N Z K  
 K X P R E H E A T Z

- |          |           |           |
|----------|-----------|-----------|
| 1. _____ | 6. _____  | 11. _____ |
| 2. _____ | 7. _____  | 12. _____ |
| 3. _____ | 8. _____  | 13. _____ |
| 4. _____ | 9. _____  | 14. _____ |
| 5. _____ | 10. _____ | 15. _____ |



Name \_\_\_\_\_

untied	preheat	preschool	resell	unbeaten
repay	unafraid	dislike	precook	reprint
disagree	return	disappear	prepay	unwrap

**Write the spelling words that begin with each of these prefixes.**

**re-**

1. \_\_\_\_\_
2. \_\_\_\_\_
3. \_\_\_\_\_
4. \_\_\_\_\_

**un-**


8. \_\_\_\_\_
9. \_\_\_\_\_
10. \_\_\_\_\_
11. \_\_\_\_\_

**dis-**

5. \_\_\_\_\_
6. \_\_\_\_\_
7. \_\_\_\_\_

**pre-**

12. \_\_\_\_\_
13. \_\_\_\_\_
14. \_\_\_\_\_
15. \_\_\_\_\_



Name \_\_\_\_\_

untied	preheat	preschool	resell	unbeaten
repay	unafraid	dislike	precook	reprint
disagree	return	disappear	prepay	unwrap

**A. What's the Word?****Complete each sentence with a spelling word.**

- I do not know anyone who would \_\_\_\_\_ my puppy.
- She \_\_\_\_\_ his leash and took him for a walk.
- Can we \_\_\_\_\_ the snake to the pet store?
- My cat knows how to \_\_\_\_\_ the oven!
- The ducks \_\_\_\_\_ under the water.
- I have to \_\_\_\_\_ with you—I think pets are terrific!
- She brought her pet hamster with her to \_\_\_\_\_.
- We can never \_\_\_\_\_ you for saving our cat.
- My turtle is \_\_\_\_\_ in our neighborhood turtle races.
- That rabbit knows how to \_\_\_\_\_ a candy bar!

**B. Find the Base****Write the base word for the spelling words below.**

- unafraid \_\_\_\_\_
- prepay \_\_\_\_\_
- resell \_\_\_\_\_
- reprint \_\_\_\_\_
- precook \_\_\_\_\_

Name \_\_\_\_\_

**A. There are six spelling mistakes in this paragraph. Circle the misspelled words. Write the words correctly on the lines below.**

My sister Ariel is in preschool. She has a cat named Sally. Ariel and Sally both dislike dogs. They run screaming if they see a dog, no matter how gentle or sweet the dog is.

One day, Ariel and I were in the yard playing when we heard a dog barking near our house. I was unafraid, so I went to see why he was barking. When I got closer, I saw Sally tangled in the dog's leash. She was scratching at him, but he was just sitting there calling for help. When I untied the cat, the dog ran off.

Ariel would like to repay the dog for his kindness, but we have never seen him return.

1. \_\_\_\_\_

4. \_\_\_\_\_

2. \_\_\_\_\_

5. \_\_\_\_\_

3. \_\_\_\_\_

6. \_\_\_\_\_

**B. Writing Activity**

**Do you have a pet? Is there an animal you would like to have for a pet? Write a paragraph describing your pet or the pet you would like to have. Use at least four spelling words in your description.**

---



---



---



---



---



---

Name \_\_\_\_\_

Look at the words in each set below. One word in each set is spelled correctly. Look at Sample A. The letter next to the correctly spelled word in Sample A has been shaded in. Do Sample B yourself. Shade the letter of the word that is spelled correctly. When you are sure you know what to do, go on with the rest of the page.

**Sample A:**

- Ⓐ rerrun
- Ⓑ reerun
- Ⓒ rerun
- Ⓓ rerunn


**Sample B:**

- Ⓔ unwind
- Ⓕ unwinde
- Ⓗ unwynd
- Ⓖ unwynde

- |                |                |                |
|----------------|----------------|----------------|
| 1. Ⓐ untied    | 6. Ⓔ ruhturn   | 11. Ⓐ percook  |
| Ⓑ entied       | Ⓕ return       | Ⓑ prekook      |
| Ⓒ unteid       | Ⓗ rurn         | Ⓒ preecok      |
| Ⓓ uhntied      | Ⓖ retern       | Ⓓ precook      |
| 2. Ⓔ reepay    | 7. Ⓐ preschool | 12. Ⓔ perpay   |
| Ⓕ repaye       | Ⓑ preschool    | Ⓕ prepai       |
| Ⓗ repay        | Ⓒ preeschool   | Ⓗ preepay      |
| Ⓓ repai        | Ⓓ preskool     | Ⓖ prepay       |
| 3. Ⓐ dissagree | 8. Ⓔ disslake  | 13. Ⓐ unbeeten |
| Ⓑ disagree     | Ⓕ dislake      | Ⓑ unbeatan     |
| Ⓒ disagre      | Ⓗ dislake      | Ⓒ unbeaten     |
| Ⓓ dissagreea   | Ⓖ dislike      | Ⓓ unbieten     |
| 4. Ⓔ preheat   | 9. Ⓐ disappear | 14. Ⓔ repprint |
| Ⓕ preet        | Ⓑ disappear    | Ⓕ repint       |
| Ⓗ preeat       | Ⓒ dissappear   | Ⓗ reprint      |
| Ⓓ perheat      | Ⓓ disapppeer   | Ⓖ reeprint     |
| 5. Ⓐ unfraid   | 10. Ⓔ resell   | 15. Ⓐ unrapp   |
| Ⓑ unnafraid    | Ⓕ resel        | Ⓑ unwrap       |
| Ⓒ unafraide    | Ⓗ reesel       | Ⓒ unwrapp      |
| Ⓓ unafraid     | Ⓖ reesell      | Ⓓ unrap        |

Name \_\_\_\_\_

**Fold back the paper along the dotted line. Use the blanks to write each word as it is read aloud. When you finish the test, unfold the paper. Use the list at the right to correct any spelling mistakes.**



- |                                  |              |
|----------------------------------|--------------|
| 1. _____                         | 1. able      |
| 2. _____                         | 2. purple    |
| 3. _____                         | 3. riddle    |
| 4. _____                         | 4. handle    |
| 5. _____                         | 5. towel     |
| 6. _____                         | 6. eagle     |
| 7. _____                         | 7. puzzle    |
| 8. _____                         | 8. castle    |
| 9. _____                         | 9. little    |
| 10. _____                        | 10. nickel   |
| 11. _____                        | 11. camel    |
| 12. _____                        | 12. pickle   |
| 13. _____                        | 13. travel   |
| 14. _____                        | 14. tunnel   |
| 15. _____                        | 15. squirrel |
| <b>Review Words</b> 16. _____    | 16. dislike  |
| 17. _____                        | 17. return   |
| 18. _____                        | 18. unwrap   |
| <b>Challenge Words</b> 19. _____ | 19. motel    |
| 20. _____                        | 20. couple   |

Name \_\_\_\_\_

able	handle	puzzle	nickel	travel
purple	towel	castle	camel	tunnel
riddle	eagle	little	pickle	squirrel

**A. Rhyme Time**

Circle the spelling word in each row that rhymes with the word on the left. Then write the spelling word.

- |            |          |        |       |
|------------|----------|--------|-------|
| 1. tickle  | pickle   | picnic | _____ |
| 2. table   | able     | bubble | _____ |
| 3. middle  | puddle   | riddle | _____ |
| 4. owl     | towel    | bowl   | _____ |
| 5. trickle | tricking | nickel | _____ |
| 6. candle  | handy    | handle | _____ |

**B. X the Word**

Put an X on the word that does not fit the spelling pattern.

- |            |        |         |          |
|------------|--------|---------|----------|
| 7. little  | puzzle | barrel  | riddle   |
| 8. pickle  | panel  | purple  | puzzle   |
| 9. travel  | tunnel | towel   | handle   |
| 10. castle | camel  | cattle  | couple   |
| 11. awful  | able   | eagle   | table    |
| 12. handle | stable | sparkle | squirrel |

**C. Write**

Write two sentences using a spelling word in each sentence.

---



---

Name \_\_\_\_\_

able	handle	puzzle	nickel	travel
purple	towel	castle	camel	tunnel
riddle	eagle	little	pickle	squirrel

**Pattern Power!**

**Write the spelling words with these spelling patterns for the final /\_l/ sound.**

**-el**

- |          |          |
|----------|----------|
| 1. _____ | 4. _____ |
| 2. _____ | 5. _____ |
| 3. _____ | 6. _____ |

**-le**

- |           |           |
|-----------|-----------|
| 7. _____  | 12. _____ |
| 8. _____  | 13. _____ |
| 9. _____  | 14. _____ |
| 10. _____ | 15. _____ |
| 11. _____ |           |

**Syllable Patterns**

**How a word is divided into syllables may depend on whether the vowel in the first part of the word is long or short. Divide the following spelling words into syllables.**

- |                 |                  |
|-----------------|------------------|
| 16. able _____  | 19. nickel _____ |
| 17. camel _____ | 20. handle _____ |
| 18. eagle _____ |                  |

Name \_\_\_\_\_

able	handle	puzzle	nickel	travel
purple	towel	castle	camel	tunnel
riddle	eagle	little	pickle	squirrel

**What's the Word?****Complete each sentence with a spelling word.**

1. Our class was \_\_\_\_\_ to help out at the soup kitchen.
2. Save an extra dime or \_\_\_\_\_ each week to give to help others.
3. The doctors \_\_\_\_\_ to other countries to help the sick.
4. The house is not a \_\_\_\_\_, but it is a nice home.
5. If we each give a \_\_\_\_\_ bit of ourselves, our city can be stronger.
6. We drive through a \_\_\_\_\_ on our way to the homeless shelter.

**It Takes Three****Read the heading for each group of words. Then add the spelling word that belongs in that group.****Birds**

7. owl, hawk, \_\_\_\_\_

**Colors**

8. green, orange, \_\_\_\_\_

**Things Used for Washing Hands**

9. soap, water, \_\_\_\_\_

**Desert Animals**

10. lizard, coyote, \_\_\_\_\_



Name \_\_\_\_\_

**A. There are six spelling mistakes in this paragraph. Circle the misspelled words. Write the words correctly on the lines below.**

My parents always taught me that it is important to give to those who have less than we do. It does not have to mean giving money. If you are abbel, it is also great to give your time and talents.

Each summer, we travle to a nearby city and work with a group of people building a house for another family. Even when I was litel, I could help by passing out lunch to the workers. Everyone got a sandwich and a pikkel. Then I would spend the afternoon playing with toys or a puzle with other kids.

Last year, I was old enough to handel a bigger job. I would bring the right tools to my mom and dad.

It feels good to help others. It can be a lot of fun, too!

1. \_\_\_\_\_

4. \_\_\_\_\_

2. \_\_\_\_\_

5. \_\_\_\_\_

3. \_\_\_\_\_

6. \_\_\_\_\_

**B. Writing Activity**

**Do you have a hero? People who help others are community heroes. Write four questions you would like to ask your hero. Use at least three spelling words in your questions.**

---



---



---



---



---



---

Name \_\_\_\_\_

Look at the words in each set below. One word in each set is spelled correctly. Look at Sample A. The letter next to the correctly spelled word in Sample A has been shaded in. Do Sample B yourself. Shade the letter of the word that is spelled correctly. When you are sure you know what to do, go on with the rest of the page.

## Sample A:

- Ⓐ funnel
- Ⓑ funnul
- Ⓒ funnle
- Ⓓ funnal

## Sample B:

- Ⓔ stabal
- Ⓕ stable
- Ⓖ stabel
- Ⓗ stabble

1. Ⓐ abel  
Ⓑ abal  
Ⓒ abul  
Ⓓ able

6. Ⓔ eagel  
Ⓕ eagal  
Ⓖ eagell  
Ⓗ eagle

11. Ⓐ cammel  
Ⓑ camel  
Ⓒ cammle  
Ⓓ camle

2. Ⓔ purple  
Ⓕ purpal  
Ⓖ purpel  
Ⓗ purpple

7. Ⓐ puzzel  
Ⓑ puzzle  
Ⓒ puzzal  
Ⓓ puzall

12. Ⓔ pickel  
Ⓕ pickal  
Ⓖ pickle  
Ⓗ pickul

3. Ⓐ riddel  
Ⓑ riddle  
Ⓒ riddal  
Ⓓ riddull

8. Ⓔ castel  
Ⓕ cassel  
Ⓖ castal  
Ⓗ castle

13. Ⓐ travle  
Ⓑ traval  
Ⓒ travel  
Ⓓ travvell

4. Ⓔ handle  
Ⓕ handel  
Ⓖ handal  
Ⓗ handell

9. Ⓐ littel  
Ⓑ little  
Ⓒ litle  
Ⓓ littal

14. Ⓔ tunnel  
Ⓕ tunnle  
Ⓖ tunnall  
Ⓗ tunell


5. Ⓐ towle  
Ⓑ towwell  
Ⓒ towell  
Ⓓ towel

10. Ⓔ nickle  
Ⓕ nickal  
Ⓖ nickel  
Ⓗ nickell

15. Ⓐ squirl  
Ⓑ squirrel  
Ⓒ squirrul  
Ⓓ squirrel

Name \_\_\_\_\_

**Fold back the paper along the dotted line. Use the blanks to write each word as it is read aloud. When you finish the test, unfold the paper. Use the list at the right to correct any spelling mistakes.**



1. \_\_\_\_\_
2. \_\_\_\_\_
3. \_\_\_\_\_
4. \_\_\_\_\_
5. \_\_\_\_\_
6. \_\_\_\_\_
7. \_\_\_\_\_
8. \_\_\_\_\_
9. \_\_\_\_\_
10. \_\_\_\_\_
11. \_\_\_\_\_
12. \_\_\_\_\_
13. \_\_\_\_\_
14. \_\_\_\_\_
15. \_\_\_\_\_
- Review Words** 16. \_\_\_\_\_
17. \_\_\_\_\_
18. \_\_\_\_\_
- Challenge Words** 19. \_\_\_\_\_
20. \_\_\_\_\_

1. about
2. allowing
3. appear
4. wayward
5. coffee
6. complain
7. enjoyed
8. explaining
9. poison
10. remain
11. repeat
12. unreal
13. unclear
14. reading
15. detail
16. able
17. puzzle
18. pickle
19. fourteen
20. holiday

Name \_\_\_\_\_

about	wayward	enjoyed	remain	unclear
allowing	coffee	explaining	repeat	reading
appear	complain	poison	unreal	detail

**A. Circle the word in each row that rhymes with the spelling word.  
Then write the spelling words below.**

- |                       |           |         |          |
|-----------------------|-----------|---------|----------|
| <b>1. complain</b>    | complete  | contain | certain  |
| <b>2. remain</b>      | remind    | unclean | obtain   |
| <b>3. detail</b>      | decal     | retail  | destroy  |
| <b>4. coffee</b>      | clearly   | crafty  | toffee   |
| <b>5. repeat</b>      | repair    | defeat  | rebate   |
| <b>6. about</b>       | above     | coach   | without  |
| <b>7. reading</b>     | bedding   | leading | treading |
| <b>8. appear</b>      | approach  | fear    | appeal   |
| <b>9. enjoyed</b>     | annoyed   | entered | repaired |
| <b>10. unreal</b>     | unwrap    | appeal  | unread   |
| <b>11. explaining</b> | exploring | raining | planning |
| <b>12. unclear</b>    | unclip    | crease  | near     |

- |          |          |           |
|----------|----------|-----------|
| 1. _____ | 5. _____ | 9. _____  |
| 2. _____ | 6. _____ | 10. _____ |
| 3. _____ | 7. _____ | 11. _____ |
| 4. _____ | 8. _____ | 12. _____ |

Name \_\_\_\_\_

about	wayward	enjoyed	remain	unclear
allowing	coffee	explaining	repeat	reading
appear	complain	poison	unreal	detail

**A. Write the spelling words that have the long a sound.**

- |          |          |
|----------|----------|
| 1. _____ | 4. _____ |
| 2. _____ | 5. _____ |
| 3. _____ |          |

**B. Write the spelling words that contain the spelling patterns below.**

*ea*

6. \_\_\_\_\_
7. \_\_\_\_\_
8. \_\_\_\_\_
9. \_\_\_\_\_
10. \_\_\_\_\_

*ou*

11. \_\_\_\_\_

*ow*

12. \_\_\_\_\_

*ai*

13. \_\_\_\_\_
14. \_\_\_\_\_
15. \_\_\_\_\_
16. \_\_\_\_\_

*ay*

17. \_\_\_\_\_

*oy*

18. \_\_\_\_\_

*oi*

19. \_\_\_\_\_

*ee*

20. \_\_\_\_\_

Name \_\_\_\_\_

about	wayward	enjoyed	remain	unclear
allowing	coffee	explaining	repeat	reading
appear	complain	poison	unreal	detail

**A. What's the Word?****Complete each sentence with a spelling word.**

- I am \_\_\_\_\_ a book of trickster tales.
- Some of the tales are \_\_\_\_\_ Coyote.
- He is described in a lot of \_\_\_\_\_.
- I really \_\_\_\_\_ the African tale about Tortoise, too.
- Do you think tricksters are \_\_\_\_\_ characters?
- They \_\_\_\_\_ to be clever and cunning.
- They \_\_\_\_\_ tricky for most of the story.
- Then they get careless, \_\_\_\_\_ other characters to trick them.
- Do you think tricksters \_\_\_\_\_ when they get tricked in the end?

**B. It Takes Three****Write the spelling word that goes with the other two words.**

- milk, tea, \_\_\_\_\_
- telling, showing, \_\_\_\_\_
- again, retell, \_\_\_\_\_
- confusing, blurry, \_\_\_\_\_
- fake, make-believe, \_\_\_\_\_
- deadly, chemical, \_\_\_\_\_

Name \_\_\_\_\_

- A. There are six spelling mistakes in this paragraph. Circle the misspelled words. Write the words correctly on the lines below.**

### Tales Retold

People in countries all over the world have enjoid trickster tales for many years. Storytellers repeete them over and over. Stories abuot tricksters are often amusing. The purpose of some trickster tales is explayning how things work in nature. When raeding a trickster tale, you expect the trickster to do something clever. In some trickster tales, it may appare that the trickster will outwit another character, but instead the trickster gets tricked!

1. \_\_\_\_\_

4. \_\_\_\_\_

2. \_\_\_\_\_

5. \_\_\_\_\_

3. \_\_\_\_\_

6. \_\_\_\_\_

- B. Write a paragraph about trickster tales. Use at least three spelling words in your paragraph.**

---



---



---



---



---



---



---



---



---



---

Name \_\_\_\_\_

Look at the words in each set below. One word in each set is spelled correctly. Look at Sample A. The letter next to the correctly spelled word in Sample A has been shaded in. Do Sample B yourself. Shade the letter of the word that is spelled correctly. When you are sure you know what to do, go on with the rest of the page.

## Sample A:

- Ⓐ wickly
- Ⓑ wekely
- Ⓒ weekly
- Ⓓ wekly

## Sample B:


- Ⓔ teepot
- Ⓕ teapot
- Ⓖ tepot
- Ⓗ tiepot

- |              |                |                  |
|--------------|----------------|------------------|
| 1. Ⓐ remain  | 6. Ⓔ enjoyed   | 11. Ⓐ allouing   |
| Ⓑ remayn     | Ⓕ enjoid       | Ⓑ allowing       |
| Ⓒ remane     | Ⓖ enjoyd       | Ⓒ alowing        |
| Ⓓ remean     | Ⓗ enjoyed      | Ⓓ alouwing       |
| 2. Ⓔ aboit   | 7. Ⓐ unreil    | 12. Ⓔ explaining |
| Ⓕ aboot      | Ⓑ unrele       | Ⓕ explaning      |
| Ⓖ abowt      | Ⓒ unriel       | Ⓖ explaneing     |
| Ⓗ about      | Ⓓ unreal       | Ⓗ expleining     |
| 3. Ⓐ detal   | 8. Ⓔ apear     | 13. Ⓐ poyson     |
| Ⓑ detayl     | Ⓕ appear       | Ⓑ poysin         |
| Ⓒ detail     | Ⓖ apeer        | Ⓒ poison         |
| Ⓓ detale     | Ⓗ appair       | Ⓓ poisin         |
| 4. Ⓔ waiward | 9. Ⓐ unclair   | 14. Ⓔ repeat     |
| Ⓕ wayward    | Ⓑ unclere      | Ⓕ repete         |
| Ⓖ waward     | Ⓒ unclear      | Ⓖ repeat         |
| Ⓗ weiward    | Ⓓ uncleer      | Ⓗ repiet         |
| 5. Ⓐ cofee   | 10. Ⓔ complain | 15. Ⓐ reding     |
| Ⓑ coffee     | Ⓕ complane     | Ⓑ rieding        |
| Ⓒ cofey      | Ⓖ complain     | Ⓒ reeding        |
| Ⓓ coffey     | Ⓗ complein     | Ⓓ reading        |



Name \_\_\_\_\_

**Fold back the paper along the dotted line. Use the blanks to write each word as it is read aloud. When you finish the test, unfold the paper. Use the list at the right to correct any spelling mistakes.**



- 1. \_\_\_\_\_
- 2. \_\_\_\_\_
- 3. \_\_\_\_\_
- 4. \_\_\_\_\_
- 5. \_\_\_\_\_
- 6. \_\_\_\_\_
- 7. \_\_\_\_\_
- 8. \_\_\_\_\_
- 9. \_\_\_\_\_
- 10. \_\_\_\_\_
- 11. \_\_\_\_\_
- 12. \_\_\_\_\_
- 13. \_\_\_\_\_
- 14. \_\_\_\_\_
- 15. \_\_\_\_\_
- Review Words** 16. \_\_\_\_\_
- 17. \_\_\_\_\_
- 18. \_\_\_\_\_
- Challenge Words** 19. \_\_\_\_\_
- 20. \_\_\_\_\_

- 1. sister
- 2. sailor
- 3. dollar
- 4. toaster
- 5. winter
- 6. doctor
- 7. layer
- 8. dancer
- 9. mayor
- 10. writer
- 11. silver
- 12. cellar
- 13. trailer
- 14. December
- 15. author
- 16. about
- 17. explaining
- 18. repeat
- 19. circular
- 20. editor

Name \_\_\_\_\_

sister	toaster	layer	writer	trailer
sailor	winter	dancer	silver	December
dollar	doctor	mayor	cellar	author

**A. Circle the spelling word that rhymes with the word on the left.**

1. <b>player</b>	layer	flyer	platter
2. <b>trailer</b>	silver	sailing	sailor
3. <b>fighter</b>	writer	water	fatter
4. <b>collar</b>	color	dollar	deliver
5. <b>answer</b>	drawer	dancer	dinner
6. <b>mister</b>	sister	master	clowns

**B. Put an X on the word that does not fit the spelling pattern in each row.**

7. sister	silver	summer	sailor
8. December	dancer	doctor	danger
9. tractor	trailer	toaster	temper
10. cellar	dollar	duller	collar
11. winter	visitor	writer	layer
12. matter	author	mayor	anchor

**C. Complete each spelling word.**

- |               |                |                 |
|---------------|----------------|-----------------|
| 1. lay_____   | 6. doct_____   | 11. sist_____   |
| 2. may_____   | 7. silv_____   | 12. auth_____   |
| 3. writ_____  | 8. doll_____   | 13. Decemb_____ |
| 4. cell_____  | 9. danc_____   | 14. wint_____   |
| 5. trail_____ | 10. toast_____ | 15. sail_____   |

Name \_\_\_\_\_

sister	toaster	layer	writer	trailer
sailor	winter	dancer	silver	December
dollar	doctor	mayor	cellar	author

**A. Pattern Power!**

Write the spelling words with these spelling patterns for the final /\_r/ sound.

**-er**

1. \_\_\_\_\_
2. \_\_\_\_\_
3. \_\_\_\_\_
4. \_\_\_\_\_
5. \_\_\_\_\_
6. \_\_\_\_\_
7. \_\_\_\_\_
8. \_\_\_\_\_
9. \_\_\_\_\_

**-or**

10. \_\_\_\_\_
11. \_\_\_\_\_
12. \_\_\_\_\_
13. \_\_\_\_\_

**-ar**

14. \_\_\_\_\_
15. \_\_\_\_\_

**B. Syllable Patterns**

How a word is divided into syllables may depend on whether the vowel in the first part of the word is long or short. Divide the following spelling words into syllables.

16. sailor \_\_\_\_\_
17. winter \_\_\_\_\_
18. toaster \_\_\_\_\_
19. author \_\_\_\_\_
20. trailer \_\_\_\_\_

Name \_\_\_\_\_

sister	toaster	layer	writer	trailer
sailor	winter	dancer	silver	December
dollar	doctor	mayor	cellar	author

**A. Finish the Sentence****Complete each sentence using a spelling word.**

1. This year, my oldest \_\_\_\_\_ will be able to vote.
2. Thomas Jefferson was one \_\_\_\_\_ of the Declaration of Independence.
3. My parents went to a rally for the \_\_\_\_\_.
4. I like to \_\_\_\_\_ a vest over a shirt.
5. He started his campaign in the month of \_\_\_\_\_.
6. In the \_\_\_\_\_ it is important to donate blankets and clothing to shelters.
7. George Washington's picture is on the \_\_\_\_\_ bill.
8. The candidate travels in a \_\_\_\_\_ during the campaign.

**B. Analogies**

An analogy is a statement that compares sets of words that are alike in some way: *Night* is to *day* as *black* is to *white*. This analogy points out that *night* and *day* are opposite in the same way that *black* and *white* are opposite.

**Use the spelling words to complete the analogies below.**

9. *Jazz* is to *musician* as *ballet* is to \_\_\_\_\_.
10. *Coffee* is to *pot* as *bread* is to \_\_\_\_\_.
11. *Yellow* is to *gold* as *gray* is to \_\_\_\_\_.
12. *Brush* is to *painter* as *pen* is to \_\_\_\_\_.

Name \_\_\_\_\_

**A. There are six spelling mistakes in this speech. Circle the misspelled words. Write the words correctly on the lines below.**

Hello, my fellow citizens. Thank you so much for coming out on this cold winter day. Seeing you all here is very inspiring. Running for mayor has been a great experience. I have met so many people in this community. Yesterday, I spoke to a doctor who is concerned about our hospitals. Later, I spoke to a sailor who is afraid our ports are too crowded. I even spoke to a dancer who says there is not enough appreciation for the arts. With your help, we will win the election in December. Then I can help everyone with these issues.

I'll see you on election day!

1. \_\_\_\_\_

4. \_\_\_\_\_

2. \_\_\_\_\_

5. \_\_\_\_\_

3. \_\_\_\_\_

6. \_\_\_\_\_

**B. Writing Activity**

**Pretend you are running for class president. Write a speech you would give to your class. Use at least three spelling words in your paragraph.**

---



---



---



---



---



---



---



---

Name \_\_\_\_\_

Look at the words in each set below. One word in each set is spelled correctly. Look at Sample A. The letter next to the correctly spelled word in Sample A has been shaded in. Do Sample B yourself. Shade the letter of the word that is spelled correctly. When you are sure you know what to do, go on with the rest of the page.

## Sample A:

- Ⓐ rivare
- Ⓑ rivur
- Ⓒ riverr
- Ⓓ river

## Sample B:

- Ⓔ swimmer
- Ⓕ swimer
- Ⓖ swimmur
- Ⓗ swimmir

1. Ⓐ sistur  
Ⓑ sisster  
Ⓒ sister  
Ⓓ sistar

6. Ⓔ doctor  
Ⓕ dokter  
Ⓖ docter  
Ⓗ doctar

11. Ⓐ silvur  
Ⓑ silvher  
Ⓒ silver  
Ⓓ silvor

2. Ⓔ sailor  
Ⓕ sailir  
Ⓖ sailer  
Ⓗ sailar

7. Ⓐ laiyer  
Ⓑ layar  
Ⓒ layor  
Ⓓ layer

12. Ⓔ sellar  
Ⓕ celler  
Ⓖ cellar  
Ⓗ celar

3. Ⓐ doller  
Ⓑ dollar  
Ⓒ dollor  
Ⓓ dollur

8. Ⓔ dancer  
Ⓕ danser  
Ⓖ dancur  
Ⓗ dancir

13. Ⓐ traylor  
Ⓑ trailor  
Ⓒ traler  
Ⓓ trailer

4. Ⓔ toster  
Ⓕ tosteer  
Ⓖ taoster  
Ⓗ toaster

9. Ⓐ maior  
Ⓑ mayor  
Ⓒ mayore  
Ⓓ mayer

14. Ⓔ Decemeber  
Ⓕ Decembur  
Ⓖ December  
Ⓗ Decembir


5. Ⓐ wintir  
Ⓑ winter  
Ⓒ whinter  
Ⓓ wenter

10. Ⓔ riter  
Ⓕ writer  
Ⓖ writor  
Ⓗ writtor

15. Ⓐ auther  
Ⓑ authur  
Ⓒ author  
Ⓓ arthor

Name \_\_\_\_\_

**Fold back the paper along the dotted line. Use the blanks to write each word as it is read aloud. When you finish the test, unfold the paper. Use the list at the right to correct any spelling mistakes.**



1. \_\_\_\_\_
2. \_\_\_\_\_
3. \_\_\_\_\_
4. \_\_\_\_\_
5. \_\_\_\_\_
6. \_\_\_\_\_
7. \_\_\_\_\_
8. \_\_\_\_\_
9. \_\_\_\_\_
10. \_\_\_\_\_
11. \_\_\_\_\_
12. \_\_\_\_\_
13. \_\_\_\_\_
14. \_\_\_\_\_
15. \_\_\_\_\_
- Review Words** 16. \_\_\_\_\_
17. \_\_\_\_\_
18. \_\_\_\_\_
- Challenge Words** 19. \_\_\_\_\_
20. \_\_\_\_\_

1. careful
2. cheerful
3. helpful
4. colorful
5. harmful
6. peaceful
7. pitiful
8. painless
9. priceless
10. helpless
11. sleepless
12. rainless
13. helplessly
14. carefully
15. peacefully
16. doctor
17. dollar
18. December
19. wonderful
20. cloudless

Name \_\_\_\_\_

careful	colorful	pitiful	helpless	helplessly
cheerful	harmful	painless	sleepless	carefully
helpful	peaceful	priceless	rainless	peacefully

**A. Add Suffixes**

**Combine the words and suffixes to write the spelling words.**

- |                        |                         |
|------------------------|-------------------------|
| 1. pain + less _____   | 9. care + ful _____     |
| 2. harm + ful _____    | 10. helpless + ly _____ |
| 3. sleep + less _____  | 11. careful + ly _____  |
| 4. peaceful + ly _____ | 12. peace + ful _____   |
| 5. help + ful _____    | 13. help + less _____   |
| 6. pity + ful _____    | 14. cheer + ful _____   |
| 7. rain + less _____   | 15. price + less _____  |
| 8. color + ful _____   |                         |

**B. Write**

**Write two sentences using a spelling word in each sentence.**

---



---



---



Name \_\_\_\_\_

careful	colorful	pitiful	helpless	helplessly
cheerful	harmful	painless	sleepless	carefully
helpful	peaceful	priceless	rainless	peacefully

**Pattern Power!**

**Write the spelling words that end with each of these suffixes.**

***-ful***

1. \_\_\_\_\_

2. \_\_\_\_\_

3. \_\_\_\_\_

4. \_\_\_\_\_

5. \_\_\_\_\_

6. \_\_\_\_\_

7. \_\_\_\_\_

***-less***

11. \_\_\_\_\_

12. \_\_\_\_\_

13. \_\_\_\_\_

14. \_\_\_\_\_

15. \_\_\_\_\_

***-ly***

8. \_\_\_\_\_

9. \_\_\_\_\_

10. \_\_\_\_\_

Name \_\_\_\_\_

careful	colorful	pitiful	helpless	helplessly
cheerful	harmful	painless	sleepless	carefully
helpful	peaceful	priceless	rainless	peacefully

For each spelling word below, write the base word. The first one is done for you.

1. peaceful                                peace
2. helplessly                    \_\_\_\_\_
3. cheerful                      \_\_\_\_\_
4. helpful                        \_\_\_\_\_
5. harmful                        \_\_\_\_\_
6. helpless                        \_\_\_\_\_
7. colorful                        \_\_\_\_\_
8. painless                        \_\_\_\_\_
9. carefully                        \_\_\_\_\_
10. rainless                        \_\_\_\_\_
11. careful                        \_\_\_\_\_
12. sleepless                        \_\_\_\_\_
13. pitiful                        \_\_\_\_\_
14. priceless                        \_\_\_\_\_
15. peacefully                        \_\_\_\_\_

Which base word changes *y* to *i* when adding a suffix?

16. \_\_\_\_\_

Name \_\_\_\_\_

**A. There are six spelling mistakes in this paragraph. Circle the misspelled words. Write the words correctly on the lines below.**

From behind the tree, the doctor observed the lion as he slept peacefully by the swamp. The doctor knew that even though the lion looked peaceful, he needed to get some very important medicine. To give the lion the medicine, the doctor would have to be very, very careful. Lions do not like to be surprised. The shot would be painless, though. Without it, the lion would be helpless to fight the disease that was spreading in the jungle. The doctor knew he had a hard job. Yet it was important to him to have a job that was helpful to animals.

1. \_\_\_\_\_

4. \_\_\_\_\_

2. \_\_\_\_\_

5. \_\_\_\_\_

3. \_\_\_\_\_

6. \_\_\_\_\_

**B. Writing Activity**

**Write about a job in science you might want to have someday. Use at least three spelling words in your paragraph.**

---



---



---



---



---



---



---



---



---



---

Name \_\_\_\_\_

Look at the words in each set below. One word in each set is spelled correctly. Look at Sample A. The letter next to the correctly spelled word in Sample A has been shaded in. Do Sample B yourself. Shade the letter of the word that is spelled correctly. When you are sure you know what to do, go on with the rest of the page.

**Sample A:**

- Ⓐ hopefull
- Ⓑ hopefill
- Ⓒ hopeful
- Ⓓ hopefle

**Sample B:**

- Ⓔ careles
- Ⓕ carelest
- Ⓖ careless
- Ⓗ careless

- |               |                |                  |
|---------------|----------------|------------------|
| 1. Ⓐ careful  | 6. Ⓔ peacfil   | 11. Ⓐ sleeplass  |
| Ⓑ carefull    | Ⓕ peacefull    | Ⓑ sleapless      |
| Ⓒ carefol     | Ⓖ peaceful     | Ⓒ sleepless      |
| Ⓓ carefill    | Ⓗ peacefill    | Ⓓ sleeplass      |
| 2. Ⓔ cheerfil | 7. Ⓐ pitiful   | 12. Ⓔ rainlass   |
| Ⓕ cheerful    | Ⓑ pitefull     | Ⓕ rainless       |
| Ⓖ chearful    | Ⓒ pitifill     | Ⓖ raneless       |
| Ⓗ cheerfull   | Ⓓ pitifull     | Ⓗ rainliss       |
| 3. Ⓐ helpfil  | 8. Ⓔ painlass  | 13. Ⓐ helplessli |
| Ⓑ helpfol     | Ⓕ painless     | Ⓑ helpplissy     |
| Ⓒ helpful     | Ⓖ painliss     | Ⓒ helplessly     |
| Ⓓ helpfull    | Ⓗ painluss     | Ⓓ helplessly     |
| 4. Ⓔ colorfil | 9. Ⓐ pricelass | 14. Ⓔ carefulli  |
| Ⓕ colorfol    | Ⓑ pricelass    | Ⓕ carefully      |
| Ⓖ colorfull   | Ⓒ priceluss    | Ⓖ carefully      |
| Ⓗ colorful    | Ⓓ priceless    | Ⓗ carefilly      |
| 5. Ⓐ harmfil  | 10. Ⓔ helpless | 15. Ⓐ peasefully |
| Ⓑ harmfill    | Ⓕ helppliss    | Ⓑ peacefully     |
| Ⓒ harmfull    | Ⓖ helplass     | Ⓒ peacefully     |
| Ⓓ harmful     | Ⓗ helplest     | Ⓓ peacefilly     |







